



TERMA

SINCE 1990

Heating Products **2019/2020**



Heating Products 2019/2020

Gdańsk 2019

Editorial Team:

Magdalena Jagielska

Piotr Klemenski

Typography:

Kacper Wołoskiuk

Graphic design:

Tomasz Giegel

Kacper Wołoskiuk

Development of drawings and illustrations:

Dariusz Berus

Albert Maciański

Adam Nowaczyk

Robert Piotrowski

Karol Waszkinel

Kacper Wołoskiuk

Magdalena Zakrzewska

Proofreading:

Tomasz Danek

Magdalena Jagielska

Piotr Klemenski

Wojciech Przychodzeń

Alex Ramsay

Magdalena Różańska

All information provided in this catalogue was valid until printing. In accordance with the motto of Terma Sp. z o.o. that expresses the necessity of constant development, some technical features of products as well as their detailed descriptions may vary in the future from their state at the time of this publication.



Introduction

We have 25 years of experience working with consumers and within this industry, not only in Poland, but also in more than 40 countries on 4 continents. We strive to offer the highest quality products and this is an expression of our respect for the consumer, whose satisfaction is our highest priority.

Fulfilling the consumers' expectations is not enough for us; we want to stay ahead of them. We know that development is achieved only with cooperation, which is why cooperation with competent and creative people allows us to be innovative and create functional solutions. Are we perfect? No. We are attracted to perfection and it is the most powerful engine of our activities.

Embedded in the company's operations are the values that are the common denominator for all the processes undertaken by us. Innovation, hard work, responsibility, efficiency and humility. These are the components of our everyday life and signposts for being the best possible supplier.

The good of the other man inspires us to find new and different ways of expression and action. Beyond the clichés, we want to make full use of the free market conditions, offering to our partners and consumers possibly the most perfect product at the best and affordable prices.

The catalogue that we provide, is the result of the work of more than 400 people. It is their knowledge, experience, commitment and passion that drives us forward. Each year we sell thousands of radiators worldwide. This publication presents products available in our offer.

Working closely with leading designers and engineers we are creating trends in the contemporary design of heating products. We continue to be recognised for the designs and quality of our work and have received a number of annual awards, but for us the most important recognition is the fact that you choose our products.

As a leading light within this industry we believe that the products in this catalogue not only meet expectations, but exceed them.

We hope that you will keep challenging and pushing us to deliver new and improved products.

TABLE OF CONTENTS



Illustrations / Technical Information

TECHNICAL INFORMATION

- 18 Colours
- 594 Boiler type parameters
- 594 Room Temperatures
- 595 Calculating your required heat output
- 596 Converting between different power outputs
- 627 How heat circulates in an electric radiator

CAST IRON RADIATORS



BART
CENTRAL HEATING
26 | 270



PLAIN
CENTRAL HEATING
32 | 286



KASZUB
CENTRAL HEATING
28 | 274



PLAIN 3 COLUMN
CENTRAL HEATING
34 | 296




OXFORD
CENTRAL HEATING
30 | 280



PLAIN TOWEL RAIL
CENTRAL HEATING
38 | 304

DESIGNER RADIATORS AND TOWEL RAILS



AERO V
CENTRAL HEATING
Aero V 44 | 308



ANGUS V
CENTRAL HEATING/DUAL FUEL
Angus V 58 | 322
Angus DW 62 | 326

ELECTRIC
Angus V E 324
Angus DW E 328

AERO H
CENTRAL HEATING
Aero H 48 | 310
Aero HG 52 | 312

ANGUS H
CENTRAL HEATING/DUAL FUEL
Angus H 66 | 330

ELECTRIC
Angus H 602



ALEX
CENTRAL HEATING/DUAL FUEL
Alex 54 | 314
Alex One 54 | 318

ELECTRIC
Alex 601
Alex One 601



BONE
CENTRAL HEATING/DUAL FUEL
Bone 68 | 334
Bone One 68 | 336
Bone DW 70 | 338

ELECTRIC
Bone 602
Bone One 602
Bone DW 602

KEY FOR LETTERS IN RADIATOR NAMES

- V - Vertical
- H - Horizontal
- D - Double Panel
- S - Single Panel
- One - Model with discreet, internal heating element
- C - Corner Model
- G - Gap for Towels
- M - Mirror
- DW - Dividing Wall

CAMBER

CENTRAL HEATING
Camber 72|340

ELECTRIC
Camber 602



DELFIN

CENTRAL HEATING/DUAL FUEL
Delfin 90|360

ELECTRIC
Delfin 604



FIONA

CENTRAL HEATING/DUAL FUEL
Fiona 114|386
Fiona One 114|392

ELECTRIC
Fiona 606
Fiona One 608



CANE

CENTRAL HEATING/DUAL FUEL
Cane 76|342

ELECTRIC
Cane E 344



DEXTER

CENTRAL HEATING/DUAL FUEL
Dexter 94|366
Dexter One 94|368

ELECTRIC
Dexter 604
Dexter One 605



HEX

CENTRAL HEATING
Hex 118|398



CASE SLIM

CENTRAL HEATING/DUAL FUEL
Case Slim 78|346

ELECTRIC
Case Slim 603



DEXTER PRO

CENTRAL HEATING/DUAL FUEL
Dexter Pro 98|370
Dexter Pro One 98|372



INCORNER

CENTRAL HEATING/DUAL FUEL
Incorner 122|404

ELECTRIC
Incorner 610



CITY

CENTRAL HEATING/DUAL FUEL
City 84|350
City One 84|352

ELECTRIC
City 604
City One 604



DIAMOND

CENTRAL HEATING/DUAL FUEL
Diamond 100|374

ELECTRIC
Diamond 605



INTRA

CENTRAL HEATING
Intra 126|406



CYKLON V

CENTRAL HEATING
Cyklon V 86|356



DOMI

CENTRAL HEATING/DUAL FUEL
Domi 104|378

ELECTRIC
Domi 605




INTRA M

CENTRAL HEATING
Intra M 128|408

CYKLON H

CENTRAL HEATING
Cyklon H 88|358



EASY

CENTRAL HEATING/DUAL FUEL
Easy 106|380
Easy One 106|382
Easy DW 110|384

ELECTRIC
Easy 606
Easy One 606
Easy DW 606



IRON D

CENTRAL HEATING/DUAL FUEL
Iron D 130|410

ELECTRIC
Iron D 610





IRON S

CENTRAL HEATING/DUAL FUEL
Iron S **134**|412

ELECTRIC
Iron S **610**



MARLIN

CENTRAL HEATING/DUAL FUEL
Marlin **150**|440
Marlin One **150**|444

ELECTRIC
Marlin **615**
Marlin One **615**



PERŁA

CENTRAL HEATING
Perła **170**|468


ELECTRIC
Perła E Class I **470**



KIOTO

CENTRAL HEATING/DUAL FUEL
Kioto **138**|414
Kioto One **138**|416


ELECTRIC
Kioto **611**
Kioto One **611**



MICHELLE

CENTRAL HEATING/DUAL FUEL
Michelle **152**|448

ELECTRIC
Michelle **616**



PIER

CENTRAL HEATING
Pier **172**|472



LENA

CENTRAL HEATING/DUAL FUEL
Lena **140**|418


ELECTRIC
Lena **611**



MIKE

CENTRAL HEATING/DUAL FUEL
Mike **156**|450
Mike One **156**|454

ELECTRIC
Mike **617**
Mike One **617**



PLC V

CENTRAL HEATING
PLC V **174**|474



LIMA

CENTRAL HEATING/DUAL FUEL
Lima **142**|424
Lima One **142**|430

ELECTRIC
Lima **613**
Lima One **614**



NEMO

CENTRAL HEATING/DUAL FUEL
Nemo **160**|458

ELECTRIC
Nemo **618**



PLC H

CENTRAL HEATING
PLC H **178**|476



LUKKA

CENTRAL HEATING/DUAL FUEL
Lukka **144**|434

ELECTRIC
Lukka **615**



OUTCORNER

CENTRAL HEATING/DUAL FUEL
Outcorner **164**|462

ELECTRIC
Outcorner **618**



POC 2

CENTRAL HEATING/DUAL FUEL
POC 2 **180**|478

ELECTRIC
POC 2 **619**



MANTIS

CENTRAL HEATING/DUAL FUEL
Mantis **148**|436
Mantis One **148**|438

ELECTRIC
Mantis **615**
Mantis One **615**



PAJĄK

CENTRAL HEATING/DUAL FUEL
Pająk **168**|464

ELECTRIC
Pająk E **466**



POLA

CENTRAL HEATING/DUAL FUEL
Pola **184**|482
Pola One **184**|484

ELECTRIC
Pola **619**
Pola One **619**



QUADRUS BOLD

CENTRAL HEATING/DUAL FUEL
Quadrus Bold **188 | 486**
Quadrus Bold One **188 | 488**

ELECTRIC
Quadrus Bold 620
Quadrus Bold One 620



SHERWOOD H

CENTRAL HEATING
Sherwood H **214 | 510**



TRIGA AW

CENTRAL HEATING
Triga AW **238 | 544**

ELECTRIC
Triga AW E **546**



QUADRUS SLIM

CENTRAL HEATING/DUAL FUEL
Quadrus Slim **190 | 490**
Quadrus Slim One **190 | 492**

ELECTRIC
Quadrus Slim 620
Quadrus Slim One 620



SIMPLE

CENTRAL HEATING/DUAL FUEL
Simple **218 | 512**
Simple One **218 | 516**
Simple DW **222 | 520**


ELECTRIC
Simple 620
Simple One 621
Simple DW 621



TUNE V

CENTRAL HEATING/DUAL FUEL
Tune VWD **240 | 548**
Tune VWS **242 | 556**

ELECTRIC
Tune VWD E **552**
Tune VWS E **560**



RETRO

CENTRAL HEATING/DUAL FUEL
Retro **194 | 494**
Retro S **196 | 496**

ELECTRIC
Retro 620



STAND

CENTRAL HEATING
Stand **226 | 522**



TUNE H


CENTRAL HEATING
Tune HSD **244 | 564**



RIBBON V

CENTRAL HEATING
Ribbon V **198 | 498**


ELECTRIC
Ribbon V E **202 | 500**



TRIGA

CENTRAL HEATING / DUAL FUEL
Triga **228 | 524**

ELECTRIC
Triga E **528**



TYTUS

CENTRAL HEATING/DUAL FUEL
Tytus **248 | 566**
Tytus One **248 | 568**

ELECTRIC
Tytus 622
Tytus One 623

RIBBON H

CENTRAL HEATING
Ribbon HSD **206 | 502**
Ribbon HWS **210 | 504**



TRIGA M

CENTRAL HEATING/DUAL FUEL
Triga M **232 | 532**

ELECTRIC
Triga M E **534**



VIPERA

CENTRAL HEATING/DUAL FUEL
Vipera **250 | 570**
Vipera One **250 | 572**

ELECTRIC
Vipera 623
Vipera One 623



SHERWOOD

CENTRAL HEATING/DUAL FUEL
Sherwood V **212 | 506**

ELECTRIC
Sherwood V E **508**



TRIGA AN

CENTRAL HEATING
Triga AN **234 | 536**
Triga ANC **236 | 540**

ELECTRIC
Triga AN E **538**
Triga ANC E **542**



VIVO

CENTRAL HEATING/DUAL FUEL
Vivo **252 | 574**
Vivo One **252 | 578**

ELECTRIC
Vivo 624
Vivo One 624



WARP S

CENTRAL HEATING/DUAL FUEL
Warp S **254** | **582**

ELECTRIC
Warp S 625



WARP T

CENTRAL HEATING/DUAL FUEL
Warp T **258** | **584**
Warp T One **258** | **586**
Warp T Bold **260** | **588**
Warp T Bold One **260** | **590**

ELECTRIC
Warp T 625
Warp T One 626
Warp T Bold 626
Warp T Bold One 626



ZIGZAG

CENTRAL HEATING/DUAL FUEL
ZigZag **264** | **592**

ELECTRIC
ZigZag 626

VALVES AND ACCESSORIES

SHELVES, HANGERS AND MASKING FASCIAS

EASY Shelf	631	ZIP H hanger	636
SIMPLE shelf	632	ZIP V hanger	637
STAND shelf	631	Curved towel rail hanger – BASIC.....	637
TRIGA shelf	632	Straight towel rail hanger – BASIC.....	638
TRIGA shelf with towel rail.....	633	HAPPY HIPPO hanger	638
TRIGA towel rail	633	HAPPY RABBIT hanger.....	639
HANDY GRIP hanger	634	HAPPY SHARK hanger	639
HANDY VIP hanger	634	SIMPLE hanger	640
KUKA hanger	635	Case Slim towel rail	640
SPARK hanger.....	635	Michelle fascia	641
Yo! hanger	636	Iron D and Iron S fascia	641

VALVE SETS

Dexter manual valve set	643	3-axis thermostatic valve set	650
Dexter thermostatic valve set.....	644	3-axis thermostatic valve and lockshield integrated with T-piece set.....	651
Brass Wood angled regulatnig valve set.....	645	Set Integrated thermostatic valve.....	652
Angled manual valves set.....	646	Integrated thermostatic T-piece valve set.....	653
Star angled manual valves set	647	Integrated thermostatic valve with immersion tube set.....	654
Angled thermostatic valve set.....	648	Integrated lockshield valves set.....	655
3-axis manual valve set.....	649		

VALVES AND ACCESSORIES

Integrated thermostatic valve with immersion tube.....	657	Lockshield valve integrated with T-piece.....	659
Integrated thermostatic valve	658	Integrated lockshield valve	660
Integrated thermostatic T-piece valve	659	3-axis thermostatic valve	661
		3-axis manual valve	661

3-axis lockshield valve	662	Adapter for steel – 24x19	669
Angled thermostatic valve	662	Adapter for steel – M22x1,5	669
Angled manual	663	ETNA thermostatic head	670
Angled lockshield valve	663	NOBLE thermostatic head	670
Straight thermostatic valve	664	SLIM thermostatic head	671
Straight manual valve	664	Blank plug with concealing cover	671
Straight lockshield valve	665	Blank plug	672
T-piece	665	Nut spacer	672
Adapter for alupex – 24x19	666	Bleed valve	673
Adapter for alupex – 3/4"	666	Pipe masking set – 70 mm	673
Adapter for alupex – M22x1,5	667	TERMA special spanner set	674
Adapter for copper – 24x19	667	Integrated pipe masking set	675
Adapter for copper – 3/4"	668	Brush	675
Adapter for copper – M22x1,5	668		

CAST IRON RADIATOR VALVE SETS AND ACCESSORIES

CLASSIC ART manual angled valve	677	Copper adapter reducer – 24x19	683
MINIMALIST manual angled valve set	678	Bleed valve	683
ARTISTIC thermostatic angled valve set	679	Reducing bush 5/4" × 1/2"	684
WOOD thermostatic angled valve set	680	Blanking plug 5/4"	684
ARTISTIC pipe masking set	681	Joining nipple 5/4"	685
Pipe masking set – 160 mm	681	Gasket for cast iron	685
AluPEX adapter reducer – 24 × 19	682	Cast iron radiator wall bracket	686
Steel adapter reducer – 24 × 19	682	Cast iron radiator joining key	686

ELECTRIC HEATING ELEMENTS



Illustrations / Technical information

	ONE 690 / 724		KTX 1 700 / 736		MEG 712 / 748
	TS1 726		MOA 702 / 738		REG 3 714 / 750
	KTX 4 692 / 728		MOA IR 704 / 740		REG 2 716 / 752
	KTX 4 BLUE 694 / 730		MOA BLUE 706 / 742		SIM 718 / 754
	KTX 3 696 / 732		DRY 708 / 744		TTIR1 758
	KTX 2 698 / 734		TDY 710 / 746		DTIR1 760

Heating element comparison tool.....722

Choosing the correct heating element.....762

Terma BlueLine mobile application.....756

How to install a heating element in a radiator762

BATHROOM ACCESSORIES

Straight handrail	766	Wall-mounted horizontal handrail	773
Handrail with 90° bend	767	Wall-mounted handrail with hanger	774
Handrail with 125° bend	768	Wall-mounted folding handrail	775
Horizontal handrail	769	Wall-mounted folding handrail with hanger	776
Vertical, floor support handrail	770	Suggested installation dimensions	778
Wall-mounted support handrail.....	771	Fitting Kit	779
Free standing floor handrail.....	772		

INFORMATION

Terms and Conditions	782	Structure of configuration code for electric radiators with a heating wire.....	790
Key to symbols used in catalogue	786	Structure of configuration code for customizable accessories	791
Structure of configuration code for water and dual fuel radiators	787	Connections Table	792
Structure of configuration code for central heating radiators with the built-in ONE heating element and electric radiators with the built-in ONE heating element.....	788	Contact information	794
Structure of configuration code for electric radiators with a heating medium.....	789	Breakdown of sales regions	794

Colours

The printed reproduction of some colours may vary slightly from those seen on the actual products. For a more exact colour selection it is always best to ask for a matching colour chip sample. These are available from our Sales Managers and trading partners.

RAL colours


RAL: CODE:	1000 100	1001 101	1002 102	1003 103	1004 104	1005 105	1006 106	1007 107	1011 111	1012 112	1013 113	1014 114
1015 115	1016 116	1017 117	1018 118	1019 119	1020 120	1021 121	1023 123	1024 124	1027 127	1028 128	1032 132	1033 133
1034 134	1037 137	2000 200	2001 201	2002 202	2003 203	2004 204	2008 208	2009 209	2010 210	2011 211	2012 212	3000 300
3001 301	3002 302	3003 303	3004 304	3005 305	3007 307	3009 309	3011 311	3012 312	3013 313	3014 314	3015 315	3016 316
3017 317	3018 318	3020 320	3022 322	3027 327	3028 328	3031 331	4001 401	4002 402	4003 403	4004 404	4005 405	4006 406
4007 407	4008 408	4009 409	4010 410	5000 500	5001 501	5002 502	5003 503	5004 504	5005 505	5007 507	5008 508	5009 509
5010 510	5011 511	5012 512	5013 513	5014 514	5015 515	5017 517	5018 518	5019 519	5020 520	5021 521	5022 522	5023 523
5024 524	6000 600	6001 601	6002 602	6003 603	6004 604	6005 605	6006 606	6007 607	6008 608	6009 609	6010 610	6011 611
6012 612	6013 613	6014 614	6015 615	6016 616	6017 617	6018 618	6019 619	6020 620	6021 621	6022 622	6024 624	6025 625
6026 626	6027 627	6028 628	6029 629	6032 632	6033 633	6034 634	7000 700	7001 701	7002 702	7003 703	7004 704	7005 705
7006 706	7008 708	7009 709	7010 710	7011 711	7012 712	7013 713	7015 715	7016 716	7021 721	7022 722	7023 723	7024 724
7026 726	7030 730	7031 731	7032 732	7033 733	7034 734	7035 735	7036 736	7037 737	7038 738	7039 739	7040 740	7042 742
7043 743	7044 744	7045 745	7046 746	7047 747	8000 800	8001 801	8002 802	8003 803	8004 804	8007 807	8008 808	8011 811
8012 812	8014 814	8015 815	8016 816	8017 817	8019 819	8022 822	8023 823	8024 824	8025 825	8028 828	9001 901	9002 902
9003 903	9004 904	9006 906	9007 907	9010 910	9011 911	9016 916	9017 917	9018 918				

Special colours palette*

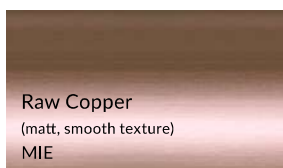
	<p>Name: Heban (matt, rough texture) code: IHE</p>	<p>Black Pepper (matt, rough 3D texture) CPE</p>	<p>Metallic Black (matt, rough texture) MBC</p>
<p>Black Crocodile New (matt, rough 3D texture) BLN</p>	<p>Soft 9005 (matt, smooth texture) S95</p>	<p>Matt 9005 (matt, smooth texture) 9M5</p>	<p>Gloss 9005 (gloss, smooth texture) 9P5</p>
<p>(silk, smooth texture) ABC</p>	<p>Magic Pearl (gloss, smooth texture) MPR</p>	<p>Sparkling Grey (gloss, smooth texture) RGY</p>	<p>Metallic Grey (matt, rough texture) MGR</p>
<p>Granite (gloss, smooth texture) GRA</p>	<p>Modern Grey (silk, rough texture) DGR</p>	<p>Storm Sky (silk, smooth texture) SSK</p>	<p>Winter Sky (matt, smooth texture) WSK</p>
<p>Graphite (matt, rough texture) GRP</p>	<p>Salt & Pepper (matt, rough texture) SPP</p>	<p>Inox (silk, smooth texture) INO</p>	<p>Diamond Silver (gloss, smooth texture) DIS</p>
<p>Silver Gloss (gloss, smooth texture) SPO</p>	<p>Silver Matt (silk, smooth texture) SMA</p>	<p>Metallic Silver (matt, rough texture) MSI</p>	<p>Vibrant Brown (matt, rough texture) OVV</p>
<p>Metallic Stone (matt, rough texture) MST</p>	<p>Sparkling Gravel (silk, smooth texture) RGR</p>	<p>Quartz (matt, rough texture) QUA</p>	<p>Metallic Beige (matt, rough texture) MBE</p>
<p>Anodic Brown (silk, smooth texture) ABN</p>	<p>African Bronze (silk, smooth texture) IAZ</p>	<p>Noble Brown (matt, rough texture) INB</p>	<p>Antique Copper (gloss, smooth pitted texture) AMI</p>
<p>Copper (gloss, smooth texture) COP</p>	<p>Bright Copper (silk, smooth texture) BCO</p>	<p>Van Gogh (matt, rough texture) IVG</p>	<p>Gold Gloss (gloss, smooth texture) GPO</p>

 <p>California Beige (matt, rough texture) ICB</p>	 <p>Bahama Beige (gloss, smooth texture) OBB</p>	 <p>Morning Beige (gloss, smooth texture) BTS</p>	 <p>Sparkling Cream (matt, rough texture) RCR</p>
 <p>Blush (matt, rough texture) BUH</p>	 <p>Modern Ivory (matt, rough texture) DIV</p>	 <p>White Gold (gloss, smooth pitted texture) WGD</p>	 <p>Pergamon (gloss, smooth texture) OPE</p>
 <p>Sea Salt (matt, rough texture) FMS</p>	 <p>Sweet Sugar (gloss, smooth texture) FSS</p>	 <p>White Cream (silk, smooth texture) WCR</p>	 <p>Soft 9016 (matt, smooth texture) S96</p>
 <p>White Wall (matt, rough texture) WWL</p>	 <p>Blueberry (silk, smooth texture) BLR</p>	 <p>Anodic Sapphire (silk, smooth texture) ASP</p>	 <p>Anodic Malachite (silk, smooth texture) AMT</p>
 <p>Paste Blue (silk, smooth texture) PBL</p>	 <p>Soft 7047 (matt, smooth texture) S77</p>	 <p>Lavender (silk, smooth texture) LAV</p>	 <p>Soft 4010 (matt, smooth texture) S40</p>
 <p>Soft 4006 (matt, smooth texture) S46</p>	 <p>Soft 3028 (matt, smooth texture) S38</p>	 <p>Metallic Red (matt, rough texture) MRE</p>	 <p>Soft Green Apple (matt, smooth texture) SGA</p>
 <p>Soft 1023 (matt, smooth texture) S13</p>	 <p>Chrome Effect (gloss, smooth texture) CRE</p>		

Plated finishes






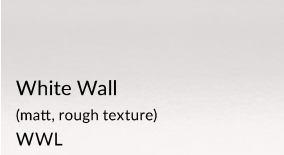
Raw Copper



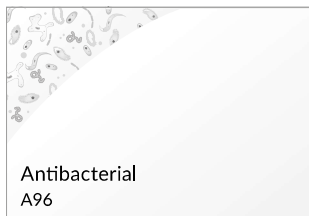
This option is **only** available for Pajak and Pajak E radiators. Due to its properties, copper may darken over time. Raw Copper will change, and its colour will eventually turn to reddish or reddish-brown.

* Not available for cast iron radiators and their accessories

Camber Colours palette:

 <p>Heban Black (matt, rough texture) IHE</p>	 <p>Black Pepper (matt, rough 3D texture) CPE</p>	 <p>Metallic Black (matt, rough texture) MBC</p>	 <p>Metallic Grey (matt, rough texture) MGR</p>
 <p>Anthracite (matt, rough texture) ANT</p>	 <p>Modern Grey (silk, rough texture) DGR</p>	 <p>Graphite (matt, rough texture) GRP</p>	 <p>Salt & Pepper (matt, rough texture) SPP</p>
 <p>Metallic Silver (matt, rough texture) MSI</p>	 <p>Vibrant Brown (matt, rough texture) OVB</p>	 <p>Quartz Mocha (matt, rough texture) QUA</p>	 <p>Metallic Beige (matt, rough texture) MBE</p>
 <p>Noble Brown (matt, rough texture) INB</p>	 <p>Van Gogh (matt, rough texture) IVG</p>	 <p>Metallic Stone (matt, rough texture) MST</p>	 <p>California Beige (matt, rough texture) ICB</p>
 <p>Metallic Red (matt, rough texture) MRE</p>	 <p>White Gold (gloss, smooth pitted texture) WGD</p>	 <p>Sea Salt White (matt, rough texture) FMS</p>	 <p>Modern Ivory (matt, rough texture) DIV</p>
 <p>White Wall (matt, rough texture) WWL</p>	 <p>White Mat (matt, smooth texture) WMA</p>	 <p>RAL 9016 (matt, smooth texture) 916</p>	

Special coatings



A white, anti-bacterial coating (RAL 9016) containing silver compounds. The release of silver ions destroy bacteria and inhibits the growth of mould and fungi. The use of this coating is recommended in particular on the products installed in bathrooms. The cost of application is the same as the anti-bacterial coating and equal to our standard paint surcharge.



Each product can be additionally protected with epoxy primer, which increases the corrosion resistance of the product. Priming the product with epoxy primer allows for more freedom of installation in areas subject to contact with water (in the vicinity of a bathtub, a toilet or a shower, etc.) However, the primer does not protect the product, where there is danger of direct exposure of the radiator's surface to a stream of water. Price for the epoxy primer service is fixed at 150 zł (40 €) net, regardless of the radiator type. Handles, handrails and support rails are primed with epoxy primer as standard.

Radiators carrying a 25% surcharge for the colour

List of colours offered at no extra cost. For other colours a surcharge of 25% is applicable, with the exception of zinc primer coating offered at a fixed cost and chrome plating finish which is always quoted separately.

Name	Colours at no extra cost
Alex	RAL 9016, Metallic Grey, Metallic Black
Alex One	RAL 9016, Metallic Grey, Metallic Black
Bone DW	RAL 9016, Metallic Grey, Metallic Black
Bone One	RAL 9016, Metallic Grey, Metallic Black
Bone	RAL 9016, Metallic Grey, Metallic Black
Dexter	RAL 9016, Silver Matt, Metallic Grey, Metallic Black
Dexter One	RAL 9016, Silver Matt, Metallic Grey, Metallic Black
Dexter Pro	RAL 9016, Silver Matt, Metallic Grey, Metallic Black
Dexter Pro One	RAL 9016, Silver Matt, Metallic Grey, Metallic Black
Domi	RAL 9016, Silver Matt, Metallic Grey, Metallic Black
Fiona	RAL 9016, Metallic Grey, Metallic Black
Fiona One	RAL 9016, Metallic Grey, Metallic Black
Lena	RAL 9016, Metallic Grey, Metallic Black
Marlin	RAL 9016, Metallic Grey, Metallic Black
Marlin One	RAL 9016, Metallic Grey, Metallic Black
POC 2	RAL 9016, Metallic Grey, Metallic Black
Tytus	RAL 9016, Metallic Grey, Metallic Black
Tytus	RAL 9016, Metallic Grey, Metallic Black
Tytus One	RAL 9016, Metallic Grey, Metallic Black

Radiators with the colour included in the price


There are 190 RAL and special Terma colours that are available at no extra cost with the exception of chrome and zinc coatings.

Aero H	Delfin	Lima One	Pola	Sherwood V E	Tune VWD E
Aero HG	Diamond	Lukka	Pola One	Simple	Tune VWS
Aero V	Easy	Mantis	Quadrus Bold	Simple DW	Tune VWS E
Angus DW	Easy DW	Mantis One	Quadrus Bold One	Simple One	Vipera
Angus H	Easy One	Michelle	Quadrus Slim	Triga	Vipera One
Angus V	Hex	Mike	Quadrus Slim One	Triga E,	Vivo
Angus V E,	Incorner	Mike One	Retro	Triga AN	Vivo One
Cane	Intra	Nemo	Retro S	Triga AN E	Warp S
Cane E,	Intra M	Outcorner	Ribbon HSD	Triga ANC	Warp T
Case Slim	Iron D	Perla	Ribbon HWS	Triga ANC E	Warp T One
City	Iron S	Perla E	Ribbon V	Triga AW	Warp T Bold
City One	Kioto	Pier	Ribbon V E	Triga M	Warp T Bold One
Cyklon H	Kioto One	PLC H	Sherwood H	Tune HSD	ZigZag
Cyklon V	Lima	PLC V	Sherwood V	Tune VWD	


Cast iron colour & finish selection.

In addition to 192 standard RAL colours, Terma offers special colours and special decorative finishes. Upon client's request, Terma is able to provide radiators and accessories in individually chosen finishes.

Cast iron special colour selection



Cast iron decorativ finishes



* exposed ornament can be finished in any one special colour from the special colour selection

** special finish offered in both painted (Antique Copper, group 4) or galvanic finishes (Galvanic Copper, group 5)

*** special finish offered in both painted (Antique Brass, group 4) or galvanic finishes (Galvanic Brass, group 5)

Cast Iron Radiators

Bart

① s. 270




Radiator

Free standing Bart 640 \updownarrow x 852 \leftrightarrow LP, colour: autumn, product and configuration code: WGBRF064085 LAU3LP

Valves and accessories

Angled manual valve set Minimalist, chrome, TGZRCR017

Pipe masking set — 160 mm, chrome, TGPCR004





Radiator

Free standing Kaszub 720 ↑ x 1098 ↔ LP, colour: antique brass, product and configuration code: WGKAF072109 LAN5LP

Valves and accessories

Angled manual valve set Classic Art, brushed bronze, TGERANT03

Pipe masking set Artistic, brushed bronze, TGPBR001



Radiator


Free standing Kaszub 920 ↑ x 688 ↔ LP, colour: raw metal, product and configuration code: WGKAF092068 LZE3LP

Valves and accessories

Angled thermostatic manual valve set Artistic, anthracite, TGETAN002

Artistic pipe masking set, anthracite, TGPAN001





Radiator

Free standing Oxford 710↑ x 852↔ LP, colour: raw metal, product and configuration code: WGOXF071085 LZE3LP

Valves and accessories

Angled thermostatic manual valve set Artistic, anthracite, TGETAN002

Artistic pipe masking set, anthracite, TGPAN001



Plain ① s. 286



Radiator

Free standing Plain 920 ↓ x 852 ↔ LP, colour: polished metal, product and configuration code: WGPLF092085 LZE2LP

Valves and accessories

Angled manual valve set Minimalist, anthracite, TGERAN002

Pipe masking set - 160 mm, anthracite, TGPAN002



Plain 3 column ① s. 296



Radiator

Free standing Plain 3 column 720↑ x 688↔ LP, colour: antique brass, product and configuration code: WGP3F072068
LAN5LP

Valves and accessories

WOOD thermostatic angled valve set, brushed bronze, TGERAN002
Pipe masking set - 160 mm, brushed bronze, TGPBR002



Radiator


Free standing Plain 3 column 920 ↑ x 1098 ↔ LP, colour: raw metal, product and configuration code: WGP3F092109 LZE3LP

Valves and accessories

Angled manual valve set Minimalist, anthracite, TGERAN002

Pipe masking set – 160 mm, anthracite, TGPAN002





Plain Towel Rail ① s. 304



Radiator

Plain Towel Rail 900↑ x 650↔ AX, colour: galvanic copper, chrome, product and configuration code: WGNTR090065 LGC5LP

Valves and accessories

Star Angled manual valves set, chrome, TGERSTCR01

Pipe masking set — 160 mm, chrome, TGPCR004







Radiator


Plain Towel Rail 900⇕ x 490⇔ AX, colour:
raw metal, chrome, product and configuration code:
WGNTR090049 LZ3AX

Valves and accessories

Angled manual valve set Minimalist, chrome, TGZRCR017
Pipemasking set – 160 mm, chrome, TGPCR004

Radiators and Towel Rails

Aero V [ⓘ] s. 308



Radiator

Aero V 1500↑ x 410↔ ZX, colour: metallic red, product and configuration code: WGARV150041 KMREZX


Valves and accessories

Integrated thermostatic valve set, angled, left, chrome, WRZT5G1-CR

Integrated pipe masking set, chrome, TGPCR002







Radiator

Aero V 1800↑ x 410↔ ZX, colour:
quartz, product and configuration code:
WGARV180041 KQUAZX

Valves and accessories

Integrated thermostatic valve set, angled,
left, chrome, WRZT5G1-CR
Integrated pipe masking set, chrome,
TGPCR002

Aero H ^① s. 310



Radiator

Aero H 410 ↑ x 1800 ↔ YL, colour: blueberry, product and configuration code: WGARH032120 KBLRYL

Valves and accessories

Integrated thermostatic valve set, angled, left, chrome, WRZT5G1-CR

Integrated pipe masking set, chrome, TGPCR002





Radiator

Aero H 325 ⇕ x 1200 ⇔ YP, colour: graphite, product and configuration code: WGARH032120 KGRPYP

Valves and accessories


Integrated thermostatic valve set, angled, right, chrome, WRZT5G2-CR

Integrated pipe masking set, chrome, TGPCR002





Aero HG ① s. 312



Radiator

Aero HG 455 ↓ x 1500 ↔ YL, colour: RAL 3028, product and configuration code: WGARG045150 K328YL

Valves and accessories

Integrated thermostatic valve set, angled, left, chrome, WRZT5G1-CR

Integrated pipe masking set, chrome, TGPCR002



Alex ⓘ s. 314

Alex One ⓘ s. 318



Radiator (shown fitted as Dual Fuel)

Alex One 1140↓ x 600↔ S1, colour: modern grey, product and configuration code: WZALN114060 KDGRS1P

Valves and accessories


Integrated thermostatic valve with immersion tube set, angled, right, chrome, WRZT5G6-CR

Integrated pipe masking set, chrome, TGPCR002

Heating element

Built-in, integrated One heating element





Radiator


Alex 1580↓ x 500↔ SX, colour: metallic grey, product and configuration code: WGALE158050 KMGRSX

Valves and accessories

Connection set: 3-axis thermostatic valve set, left, chrome, WRZTCG1-CR
Pipe masking set – 70 mm, chrome, TGPCR001

Angus V ^① s. 322

Angus V E ^① s. 324



Radiator

Angus V 1620↕ x 600↔ ZX, colour: RAL 5015, product and configuration code: WGANG162060 K515ZX

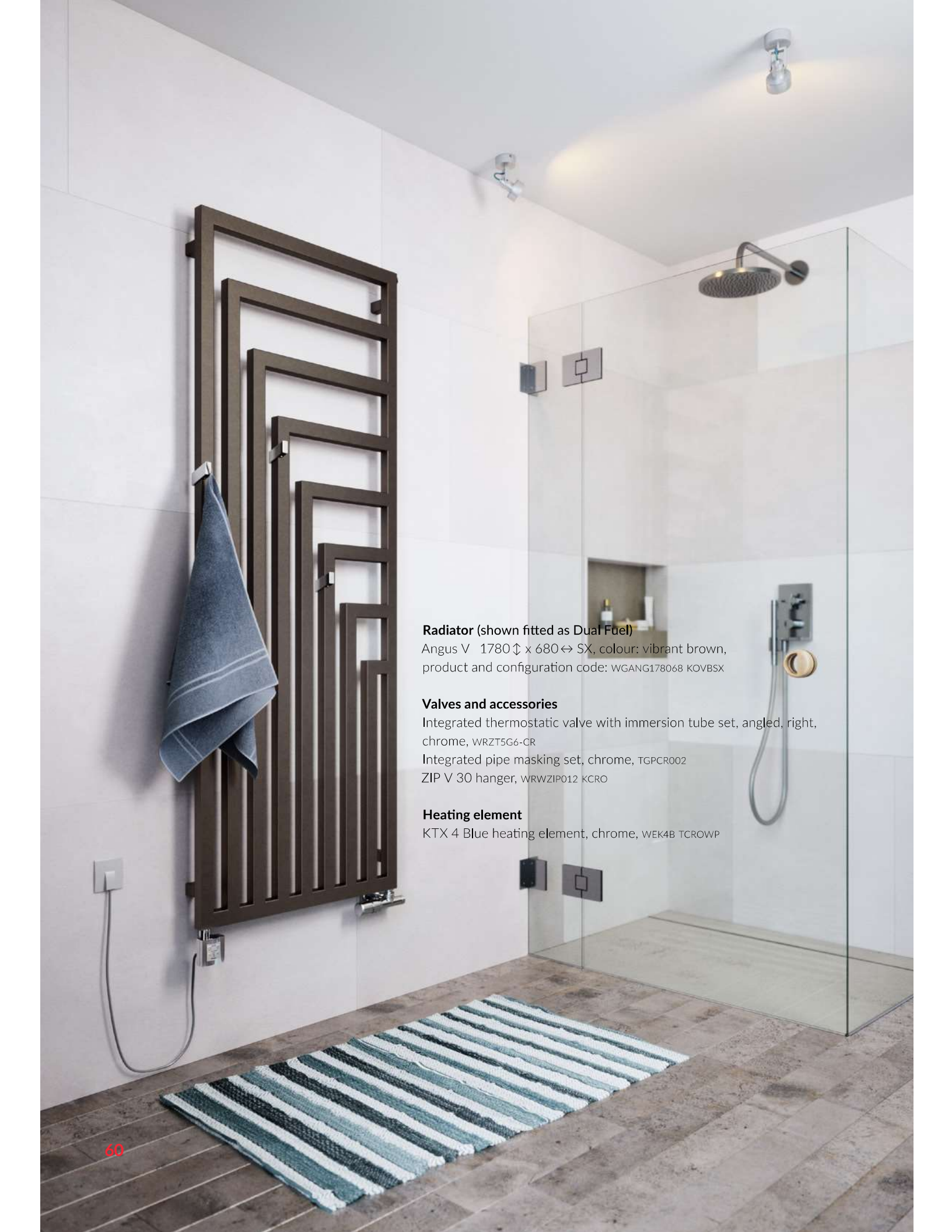
Valves and accessories

Connection set: Integrated thermostatic valve set, angled, left, chrome, WRZT5G1-CR

Integrated pipe masking set, chrome, TGPCR002

ZIP V 30 hanger, WRWZIP012 KCRO





Radiator (shown fitted as Dual Fuel)

Angus V 1780⇕ x 680⇨ SX, colour: vibrant brown,
product and configuration code: WGANG178068 KOVBSX

Valves and accessories

Integrated thermostatic valve with immersion tube set, angled, right,
chrome, WRZT5G6-CR

Integrated pipe masking set, chrome, TGPCR002

ZIP V 30 hanger, WRWZIP012 KCRO


Heating element

KTX 4 Blue heating element, chrome, WEK4B TCROWP



Angus DW ① s. 326

Angus DW E ① s. 328




Radiator

Angus DW 1620↓ x 600↔ ZX, colour: chrome effect, product and configuration code: WGANS162060 KCREZX

Valves and accessories

Integrated thermostatic valve set, straight, right, chrome, WRZT5G4-CR

Integrated pipe masking set, chrome, TGPCR002






Radiator

Angus DW 1780↑ x 680↔ ZX, colour: RAL 3003,
product and configuration code: WGANS178068 K303ZXE


Valves and accessories

Integrated thermostatic valve set, straight, right,
chrome, WRZT5G4-CR

Integrated pipe masking set, chrome, TGPCR002



Angus H ① s. 330




Radiator

Angus H 680↑ x 1780↔ YL, colour: anodic sapphire, product and configuration code: WGANH068178 KASPYL

Valves and accessories

Connection set: Integrated thermostatic valve set, angled, left, chrome, WRZT5G1-CR
Integrated pipe masking set, chrome, TGPCR002



Bone [ⓘ] s. 334

Bone One [ⓘ] s. 336



Radiator (shown fitted as Dual Fuel)

Bone 1260↑ x 500↔ SX, colour: noble brown, product and configuration code: WGBON126050 KINBSX

Valves and accessories

Integrated thermostatic valve with immersion tube set, angled, right, chrome, WRZT5G6-CR


Integrated pipe masking set, chrome, TGPCR002

Heating element

REG 3 heating element, white with grey ring, WER3G06 T916W



Bone DW ① s. 338



Radiator

Bone DW 1610 ↓ x 500 ↔ ZX, colour: RAL 3003, product and configuration code: WGBON126050 K303SX


Valves and accessories

Integrated thermostatic valve set, straight, right, chrome, WRZT5G4-CR

Integrated pipe masking set, chrome, TGPCR002



Camber ^① s. 340



Radiator

Camber 575 ↓ x 800 ↔ LP, colour: Salt & Pepper, product and configuration code: WGCAM057080 KSPPLP

Valves and accessories

Angled thermostatic valve set, left, chrome, WRZTCG3-CR

Pipe masking set — 70 mm, chrome, TGPCR001





Radiator

Camber 575 ↓ x 800 ↔ LP, colour: metallic grey, product and configuration code: Y30CAM057080 KMGR LP

Valves and accessories

Angled regulating valves set, chrome, WRZRCK1-CR

Pipe masking set — 70 mm, chrome, TGPCR001



Cane ① s. 342

Cane E ① s. 344



Radiator

Cane 1600 ↑ x 390 ↔ ZX, colour: white gold, product and configuration code: WGCAN160039 KWGDZX

Valves and accessories

Integrated thermostatic valve set, angled, right, chrome, WRZT5G2-CR

Integrated pipe masking set, chrome, TGPCR002



Case Slim ① s. 346




Radiator

Case Slim 585 ↑ x 1100 ↔ ZX, colour: gold gloss, product and configuration code: WGCSS058110 KGPOYL

Valves and accessories

Connection set: Integrated thermostatic valve set, angled, left, chrome, WRZT5G1-CR
Integrated pipe masking set, chrome, TGPCR002





Radiator


Case Slim 1585 ↑ x 520 ↔ ZX , colour: graphics 05, product and configuration code: WGCSS158052 K9P5ZX 00

Valves and accessories

Integrated thermostatic valve set, angled, right, chrome, WRZT5G2-CR

Integrated pipe masking set, chrome, TGPCR002

Case Slim hanger, chrome, WRRCS5052 KCRO



Case Slim ① s. 346



GLASS



MIRROR



CONCRETE



Selection of graphics for the Case Slim vertical radiator



Selection of graphics for the Case Slim horizontal radiator

The outer shell of the Case Slim is available in 249 different colours (including RAL, special finishes and Concrete). The concrete finish, due to its hand application, has a unique structure. The glass finish is available in RAL colours (excluding Metallic and fluorescent colours – more details on Terma website) as well as manufacturers image selection or your own graphics.

All glass and mirror radiators can be used as a blackboard when using a special marker that comes with the radiator. If using your own marker, please make sure that it is washable and suitable to use on glass.

Suggested image selection *



34



38



52



72



78



93



86




109

* Selection available for glass finish. Current selection available on manufacturer's website. If you want to design your own Case Slim, please contact your supplier or visit our website www.termaheat.com.

City ⓘ s. 350

City One ⓘ s. 352



Radiator (shown fitted as Dual Fuel)

City One 1590↓ x 600↔ S8, colour: RAL 6019, product and configuration code: WZCIN159060 K619S8P


Valves and accessories

Integrated thermostatic valve with immersion tube set, angled, left, chrome, WRZT5G5-CR

Integrated pipe masking set, chrome, TGPCR002

Heating element

Built-in, integrated One heating element



Cyklon V ① s. 356




Radiator

Cyklon V 1900↓ x 495 YL, colour: RAL 5024, product and configuration code: WGCYV190049 K524YL

Valves and accessories

Integrated thermostatic valve set, angled, left, chrome, WRZT5G1-CR

Integrated pipe masking set, chrome, TGPCR002



Cyklon H ① s. 358



Radiator


Cyklon H 410↑ x 1600↔ O1, colour: RAL 1014, product and configuration code: WGCYH041160 K11401

Valves and accessories

Integrated thermostatic valve with immersion tube set, angled, left, chrome, WRZT5G5-CR

Integrated pipe masking set, chrome, TGPCR002





Radiator

Delfin 1800↓ x 580↔ SX, colour: RAL 5022, product and configuration code: WGDLF180058 K522SX

Valves and accessories

Connection set: 3-axis thermostatic valve set, left, chrome, WRZTCG1-CR

Pipe masking set — 70 mm, chrome, TGPCR001





Radiator

Delfin 540↑ x 1220↔ VP colour: metallic black, product and configuration code: WGDLF054122 KMBCVP

Valves and accessories

Integrated lockshield valves set, chrome, WRZOSSC1-CR

Integrated pipe masking set, chrome, TGPCR002



Dexter ^① s. 366

Dexter One ^① s. 368



Radiator


Dexter 1220↑ x 600↔ SX colour: modern grey, product and configuration code: WGDEX122060 KDGRSX

Valves and accessories

Dexter thermostatic valve set, left, chrome, TGETCG6-CR

Pipe masking set – 70 mm, chrome, TGPCR001







Radiator (shown fitted as Dual Fuel)

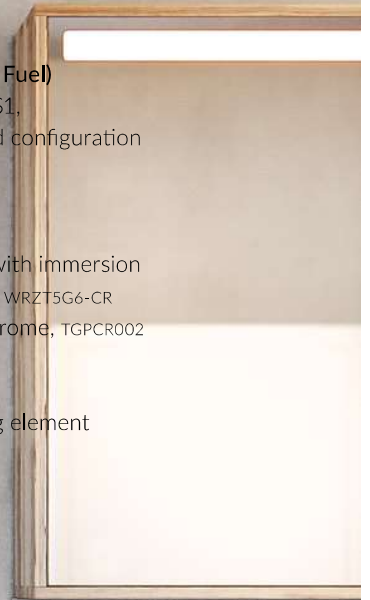
Dexter One 1760 ↓ x 500 ↔ S1,
colour: pastel blue, product and configuration
code: WZDEN176050 KPBL51PE

Valves and accessories

Integrated thermostatic valve with immersion
tube set, angled, right, chrome, WRZT5G6-CR
Integrated pipe masking set, chrome, TGPCR002

Heating element

Built-in, integrated One heating element



Dexter Pro [ⓘ] s. 370

Dexter Pro One [ⓘ] s. 372



Radiator (shown fitted as Dual Fuel)

Dexter Pro One 1220 ↓ x 600 ↔ Z1, colour: granite, product and configuration code: WZDPN122060 KGRAZ1P

Valves and accessories

Radiator sold with: 2 x Angled lockshield valve


Radiator sold with: Noble thermostatic head, chrome

Heating element

Built-in, integrated One heating element



Diamond [ⓘ] s. 374



Radiator

Diamond 1120↑ x 500↔ SX, colour: diamond silver, product and configuration code: WGDIM112050 KDISSX

Valves and accessories

Angled manual valves set, chrome, WRZRCK1-CR

Pipe masking set — 70 mm, chrome, TGPCR001

3 x Spark hanger, chrome, WRWSP1025 KCRO, WRWSP2025 KCRO, WRWSP3025 KCRO







Radiator (shown fitted as Dual Fuel)

Diamond 1120 ↑ x 500 ↔ SX, colour: RAL 5021,
product and configuration code: WGDIM112050 K521SX

Valves and accessories

Integrated thermostatic valve with immersion tube set, angled, right, chrome, WRZT5G6-CR
Integrated pipe masking set, chrome, TGPCR002
3 x Spark hanger, chrome, WRWSP1025 KCRO, WRWSP2025 KCRO, WRWSP3025 KCRO

Heating element

DRY heating element, chrome, WEDRY04 TCROM



Radiator (shown fitted as Dual Fuel)

Domi 1116 ↑ x 500 ↔ SX, colour: chrome, product and configuration code: WGD0M111050 KCRO5X

Valves and accessories

Connection set: Integrated thermostatic valve with immersion tube set, angled, right, chrome, WRZT5G6-CR
Integrated pipe masking set, chrome, TGPCR002


Heating element

REG 3 heating element, silver with chrome ring, WER3G04 TCROW



Easy ⓘ s. 380

Easy One ⓘ s. 382



Radiator (shown fitted as an Electric Radiator)

Easy 1600↕ x 200↔ E8, colour: heban, product and configuration code: WLEAS160020 KIHEE8KT4S

Heating element

KTX 4 heating element, black





Radiator


Easy 1600 ↑ x 200 ↔ SX, colour: modern grey,
product and configuration code: WGEAS160020 K706SX


Valves and accessories

3-axis thermostatic valve set, left, chrome, WRZTCG1-CR


Pipe masking set – 70 mm, chrome, TGPCR001

Easy shelf, Oak, WRPEAS020 KDAB





Easy DW ① s. 384




Radiator

Easy DW 1660 ↑ x 200 ↔ O1, colour: RAL 6010, product and configuration code: WGEAW166020 K61001

Valves and accessories

Integrated thermostatic valve with immersion tube, straight, left, chrome, WRZT5G7-CR

Integrated pipe masking set, chrome, TGPCR002





Radiator

Easy DW 1980 ↑ x 200 ↔ O1, colour: RAL 5002, product and configuration code: WGEAW198020 K50201E

Valves and accessories


Integrated thermostatic valve with immersion tube, straight, left, chrome, WRZT5G7-CR

Integrated pipe masking set, chrome, TGPCR002



Fiona ① s. 386

Fiona One ① s. 392



Radiator (shown fitted as Dual Fuel)

Fiona One 1380↑ x 530↔ S1, colour: modern grey, product and configuration code: WZFIE138053 KDGR51P

Valves and accessories

Connection set: Integrated thermostatic valve with immersion tube set, angled, right, chrome, WRZT5G6-CR

Integrated pipe masking set, chrome, TGPCR002

Yo! hanger 2 x white, WRWYOY001 SBIA, 1 x black, WRWYOY001 SCZA, 1 x red, WRWYOY001 SCZE

Heating element

Built-in, integrated One heating element



Radiator (shown fitted as an Electric Radiator)

Fiona One 1620↓ x 480↔ E1, colour: Sparkling Gravel,
product and configuration code: WWFIE162048 KRGRE1P

Valves and accessories

Yo! hanger 2 x white, WRWYOY001 SBIA, 2 x gray WRWYOY001 SSZA


Heating element

Built-in, integrated One heating element





Hex ① s. 398




Radiator


Hex 1220↑ x 480↔ ZX, colour: soft 3028, product and configuration code: WGH2X122048 KS38ZX

Valves and accessories

Integrated thermostatic valve set, angled, right, chrome, WRZT5G2-CR

Integrated pipe masking set, chrome, TGPCR002







Radiator

Hex 1700 \updownarrow x 570 \leftrightarrow ZX, colour: copper, product and configuration code: WGH2X170057 KCOPZX

Valves and accessories

Integrated thermostatic valve set, angled, left, chrome, WRZT5G1-CR
Integrated pipe masking set, chrome, TGPCR002





Radiator (shown fitted as an Electric Radiator)

Incorner 1275 ↓ x 350 ↔ E1, colour: RAL 3005, product and configuration code: WLQIN127035 K305E1KT25

Heating element

KTX 2 heating element, black






**Radiator**

Incorner 1005 \updownarrow x 350 \leftrightarrow SX, colour: sparkling grey,
product and configuration code: WGQIN100035 KRGYSXE

Valves and accessories

3-axis thermostatic valve set, left, chrome, WRZTCG1-CR
Pipe masking set — 70 mm, TGPCR001




Radiator

Intra 1900 ↓ x 530 ↔ ZX, colour: RAL 4004, product and configuration code: WGINB190053 K404ZX

Valves and accessories

Integrated thermostatic valve set, angled, right, chrome, WRZT5G2-CR

Integrated pipe masking set, chrome, TGPCR002



Intra M ① s. 408



Radiator

Intra M 1700↓ x 640↔ ZX, colour: metallic stone, product and configuration code: WGINT170064 KMSTZX

Valves and accessories

Connection set: Integrated thermostatic valve set, angled, left, chrome, WRZT5G1-CR

Integrated pipe masking set, chrome, TGPCR002

ZIP V hanger 20, WRWZIP011 KCRO



Iron D ^① s. 410



Radiator

Iron D 1315 \updownarrow x 500 \leftrightarrow ZX, colour: copper, product and configuration code: WGIRD131050 KCOPZX

Valves and accessories

Integrated thermostatic valve set, angled, right, chrome, WRZT5G2-CR

Integrated pipe masking set, chrome, TGPCR002





Radiator (shown fitted as Dual Fuel)

Iron D 1510 ↓ x 500 ↔ ZX, colour: metallic red,
product and configuration code: WGIRD151050 KMREZX

Valves and accessories

Integrated thermostatic t-piece valve set, left, chrome, WRZT5G14-CR
Integrated pipe masking set, chrome, TGPCR002


Heating element

DRY heating element, chrome, WEDRY08 TCROM





Iron S ^① s. 412



Radiator

Iron S 1315 ↓ x 500 ↔ GD, colour: graphite, product and configuration code: WGIRS131050 KGRPGD


Valves and accessories

Integrated thermostatic valve set, angled, left, chrome, WRZT5G1-CR

Integrated pipe masking set, chrome, TGPCR002







Radiator (shown fitted as Dual Fuel)

Iron S 1510 \updownarrow x 500 \leftrightarrow GD, colour: metallic red, product and configuration code: WGIRS151050 KMREGD

Valves and accessories

Integrated thermostatic t-piece valve set, right, chrome, WRZT5G15-CR

Integrated pipe masking set, chrome, TGPCR002

Heating element

DRY heating element, chrome, WEDRY08 TCROM

Kioto s. 414

Kioto One  s. 416



Radiator (shown fitted as Dual Fuel)

Kioto One 1185 ↑ x 480 ↔ S8, colour: RAL 7022, product and configuration code: WZKIN118048 K722S8P

Valves and accessories

Connection set: Integrated thermostatic valve with immersion tube set, angled, left, chrome, WRZT5G5-CR
Integrated pipe masking set, chrome, TGPCR002

Heating element

Built-in, integrated One heating element



Lena ^① s. 418



Radiator

Lena 1620 \updownarrow x 586 \leftrightarrow O8, colour: metallic red, product and configuration code: WGLN162058 KMREO8


Valves and accessories

Connection set: Integrated thermostatic valve with immersion tube set, angled, right, chrome, WRZT5G6-CR
Integrated pipe masking set, chrome, TGPCR002



Lima [ⓘ] s. 424

Lima One [ⓘ] s. 430



Radiator


Lima 500 \updownarrow x 1000 \leftrightarrow SX, colour: RAL 8004, product and configuration code: WGLIM050100 K8045X

Valves and accessories

Connection set: 3-axis thermostatic valve set, left, chrome, WRZTCG1-CR

Pipe masking set — 70 mm, chrome, TGPCR001





Radiator



Lukka 940 ↓ x 400 ↔ SX, colour: gold gloss, product and configuration code: WGW51094040 KGPOSX

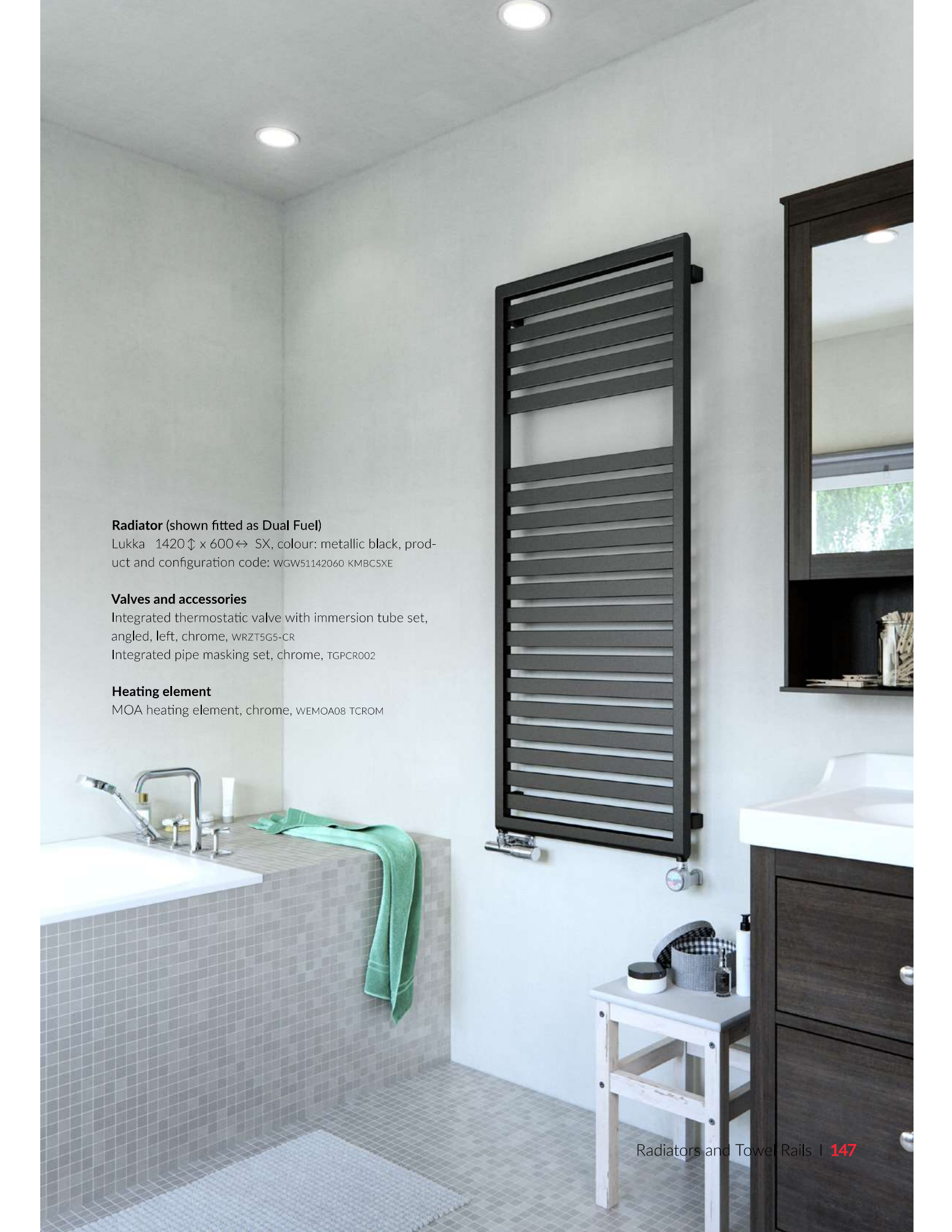
Valves and accessories

Connection set: 3-axis thermostatic valve set, left, chrome, WRZTCG1-CR

Pipe masking set — 70 mm, chrome, TGPCR001







Radiator (shown fitted as Dual Fuel)

Lukka 1420 ↑ x 600 ↔ SX, colour: metallic black, product and configuration code: WGW51142060 KMBCSXE

Valves and accessories

Integrated thermostatic valve with immersion tube set, angled, left, chrome, WRZT5G5-CR

Integrated pipe masking set, chrome, TGPCR002

Heating element

MOA heating element, chrome, WEMOA08 TCROM

Mantis ① s. 436

Mantis One ① s. 438



Radiator (shown fitted as an Electric Radiator)

Mantis One 860↓ x 440↔ E8, colour: salt&pepper, product and configuration code: WWMAE086044 KSPPE8P


Heating element

Built-in, integrated One heating element



Marlin ^① s. 440

Marlin One ^① s. 444



Radiator

Marlin 1185 ↑ x 430 ↔ SX, colour: RAL 6000, product and configuration code: WGMAR118043 K600SX

Valves and accessories

Connection set: 3-axis thermostatic valve set, left, chrome, WRZTCG1-CR

Pipe-masking set – 70 mm, chrome, TGPCR001



Michelle ① s. 448




Radiator

Michelle 1620 \updownarrow x 500 \leftrightarrow YL, colour: chrome, Fascia cover colour: Metallic Red, product and configuration code: WGMIC162050 KMREYL (Additions code for Fascia cover is needed)

Valves and accessories

Integrated thermostatic valve set, angled, left, chrome, WRZT5G1-CR
Integrated pipe masking set, chrome, TGPCR002





Radiator

Michelle 1200 ↑ x 500 ↔ YL, colour: chrome, Facia cover colour: copper, product and configuration code: WGMIC120050 KCROYL
(Additions code for Fascia cover is needed)

Valves and accessories


Integrated thermostatic valve set, angled, left, chrome, WRZT5G1-CR
Integrated pipe masking set, chrome, TGPCR002





Mike ^① s. 450

Mike One ^① s. 454



Radiator

Mike 1335 \updownarrow x 530 \leftrightarrow SX, colour: RAL 6029, product and configuration code: WGMIK133053 K629SX

Valves and accessories

3-axis thermostatic valve set, left, chrome, WRZTCG1-CR

Pipe masking set — 70 mm, chrome, TGPCR001




**Radiator (shown fitted as
an Electric Radiator)**

Mike 1335↑ x 530↔ E8,
colour: soft 9016, product
and configuration code:
WLMIK133053 KS96E8OKXP


Heating element

ONE heating element,
external





Nemo [ⓘ] s. 458



Radiator


Nemo 530⇕ x 915↔ YP, colour: pastel blue, product and configuration code: WGNEM053091 KPBLYP

Valves and accessories

Integrated thermostatic valve set, angled, right, chrome, WRZT5G2-CR

Integrated pipe masking set, chrome, TGPCR002






Radiator

Nemo 530 \updownarrow x 1185 \leftrightarrow YL, colour: metallic stone, product and configuration code: WGNEM053118 KMSTYL


Valves and accessories

Integrated thermostatic valve set, angled, left, chrome, WRZT5G1-CR

Integrated pipe masking set, chrome, TGPCR002



Outcorner ① s. 462



Radiator

Outcorner 1005 ↓ x 300 ↔ SX, colour: granite, product and configuration code: WGQON100030 KGRASX

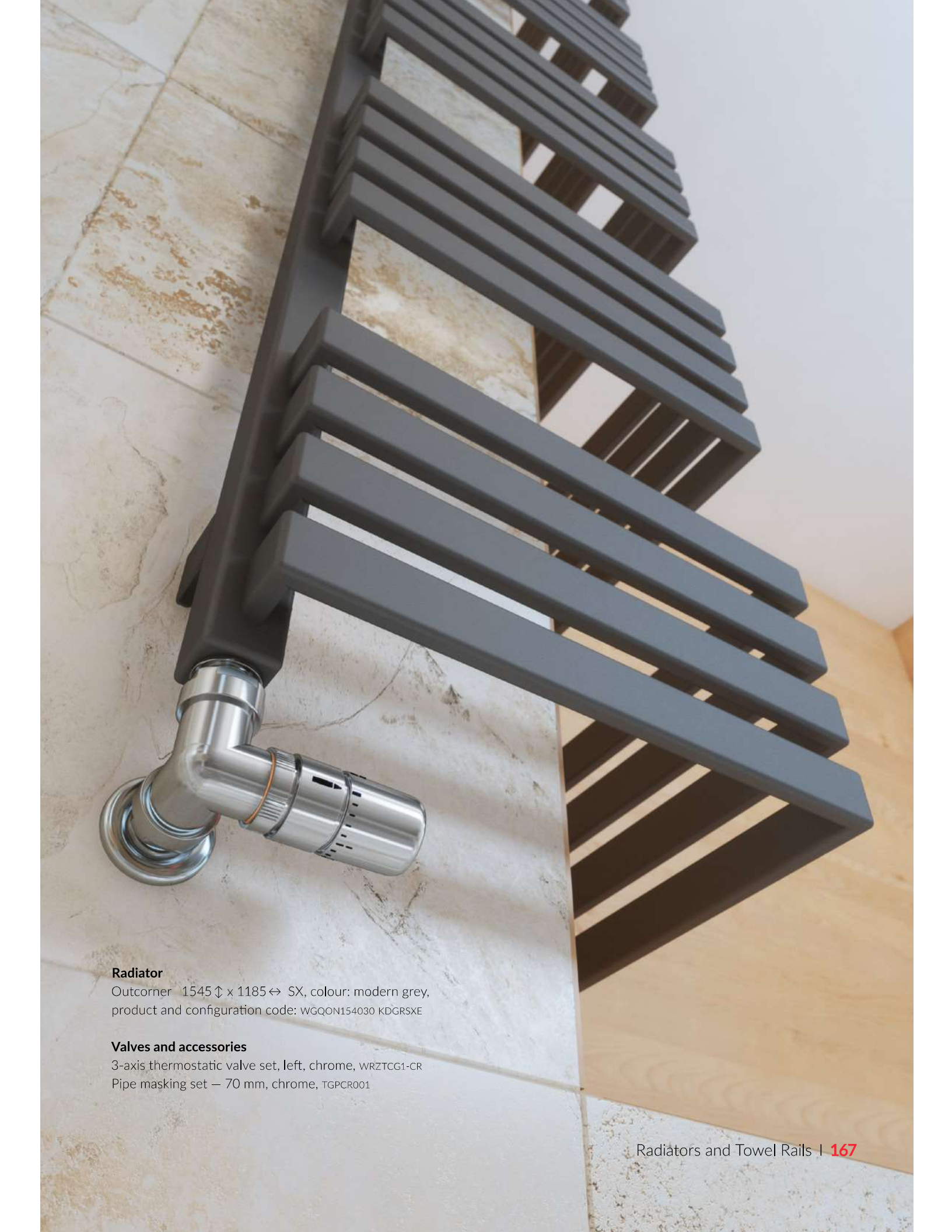
Valves and accessories

3-axis thermostatic valve set, left, chrome, WRZTCG1-CR

Pipe masking set — 70 mm, chrome, TGPCR001







Radiator


Outcorner 1545 ↑ x 1185 ↔ SX, colour: modern grey,
product and configuration code: WQQN154030 KDGRSXE

Valves and accessories

3-axis thermostatic valve set, left, chrome, WRZTCG1-CR
Pipe masking set – 70 mm, chrome, TGPCR001

Pająk [ⓘ] s. 464

Pająk E [ⓘ] s. 466




Radiator

Pająk 1400 ↑ x 531 ↔ SX, colour: raw copper, product and configuration code: WGPAJ140053 KMIESX

Radiator sold with

Angled regulating manual valve set Wood
Wooden hangers.



Perta ① s. 468

Perta E ① s. 470



Radiator

Perta 1760 \updownarrow x 600 \leftrightarrow ZX, colour: chrome, product and configuration code: WGP176060 KCROZX

Radiator sold with

2 x Angled lockshield valve
NOBLE thermostatic head

Valves and accessories

Integrated pipe masking set, chrome, TGPCR002



Pier ^① s. 472



Radiator

Pier 1800↓ x 580↔ SX, colour: california beige, product and configuration code: WGB19180058 KICBSX


Valves and accessories

3-axis thermostatic valve set, left, chrome, WRZTCG1-CR

Pipe masking set — 70 mm, chrome, TGPCR001



PLC V ^① s. 474



Radiator

PLC V 1800 ↓ x 463 ↔ ZX, colour: soft green apple, product and configuration code: WGPLV180046 KSGAZX


Valves and accessories

Integrated thermostatic valve set, angled, right, chrome, WRZT5G2-CR

Integrated pipe masking set, chrome, TGPCR002







Radiator


PLC V 1600 ↑ x 663 ↔ ZX, colour: bright copper, product and configuration code: WGPLV160066 KBCOZX

Valves and accessories

Integrated thermostatic valve set, angled, right, chrome, WRZT5G2-CR

Integrated pipe masking set, chrome, TGPCR002

PLC H ^① s. 476



Radiator


PLC H 463 \updownarrow x 1600 \leftrightarrow PX, colour: RAL 4004, product and configuration code: WGPLH046160 K404PX

Radiator sold with

Angled thermostatic valve set, chrome, WRZTCG3-CR

Valves and accessories

Pipe masking set — 70 mm, chrome, TGPCR001



POC 2 ^① s. 478




Radiator (shown fitted as an Electric Radiator)

POC 2 1400 ↓ x 600 ↔ E1, colour: california beige, product and configuration code: WLZUL140060 KICBE1MOAM

Heating element

MOA heating element, chrome





Radiator (shown fitted as Dual Fuel)

POC 2 1400 ↑ x 600 ↔ SX, colour: metallic grey, product and configuration code: WGZUL140060 KMGRSX

Valves and accessories

Integrated thermostatic valve with immersion tube set, angled, left, chrome, WRZT5G5-CR

Integrated pipe masking set, chrome, TGPCR002


Heating element

KTX 3 heating element, chrome, WEKT3 KCROP



Pola s. 482

Pola One  s. 484



Radiator

Pola 1180↑ x 500↔ SX, colour: Soft 1023, product and configuration code: WGPAL118050 KS135X

Valves and accessories

Connection set: Angled manual valves set, chrome, WRZRCK1-CR

Pipe masking set — 70 mm, chrome, TGPCR001

Yo! hanger, Grey, WRWYOY001 SSZA





Radiator (shown fitted as an Electric Radiator)

POLA 1580 ↑ x 600 ↔ E8, colour: magic pearl, product and configuration code: WLPAL158060 KLAVE8KT2P

Heating element

KTX 2 heating element, chrome

Quadrus Bold ^① s. 486

Quadrus Bold One ^① s. 488




Radiator (shown fitted as an Electric Radiator)

Quadrus Bold 1185 ↑ x 450 ↔ E1, colour: RAL 6003, product and configuration code: WLQBA118045 K603E1MOAW


Heating element

MOA heating element, chrome



Quadrus Slim ^① s. 490

Quadrus Slim One ^① s. 492



Radiator (shown fitted as Dual Fuel)

Quadrus Slim One 1185 \updownarrow x 600 \leftrightarrow S1, colour: RAL 3013, product and configuration code: WZQSN118060 K313S1

Valves and accessories

Connection set: Integrated thermostatic valve with immersion tube set, angled, right, chrome, WRZT5G6-CR
Integrated pipe masking set, chrome, TGPCR002

Heating element

Built-in, integrated One heating element





Radiator (shown fitted as Dual Fuel)

Quadrus Slim One 1185 ↑ x 450 ↔ S1, colour: soft 9016,
product and configuration code: WZQSN118045 KS96S1

Valves and accessories


Integrated thermostatic valve with immersion tube set,
angled, right, chrome, WRZT5G6-CR
Integrated pipe masking set, chrome, TGPCR002

Heating element

Built-in, integrated One heating element



Retro ^① s. 494



Radiator


Retro 800↑ x 504↔ SX, colour: old copper, product and configuration code: WGRE1080050 KOCOSX

Radiator sold with


Angled manual valve set Minimalist, chrome, TGZRCR017

Valves and accessories

Pipe masking set — 70 mm, chrome, TGPCR001



Retro S ① s. 496



Radiator

Retro S 1245 ↑ x 504 ↔ AX, colour: sparkling grey, product and configuration code: WGR1S124050 KRGYAX

Valves and accessories

Pipe masking set — 70 mm, chrome, TGPCR001

Radiator sold with

Star Angled manual valves set, chrome, WRZRCK1-CR



Ribbon V ^① s. 498



Radiator

Ribbon V 1920↑ x 390↔ ZX, colour: copper, product and configuration code: WGRIB172039 KCOPZX

Valves and accessories

Integrated thermostatic valve set, angled, left, chrome, WRZT5G1-CR

Integrated pipe masking set, chrome, TGPCR002






Radiator

Ribbon V 1720 \updownarrow x 290 \leftrightarrow ZX, colour: metallic black, product and configuration code: WGRIB172029 KMBCZX


Valves and accessories

Integrated thermostatic valve set, angled, left, chrome, WRZT5G1-CR

Integrated pipe masking set, chrome, TGPCR002



Ribbon V E [ⓘ] s. 500



Radiator (shown fitted as an Electric Radiator)


Ribbon V E 1800↓ x 290↔ E8, colour: pastel blue, product and configuration code: WLRVE180029 KPBLE8MOBW

Heating element

MOA BLUE heating element, chrome







Radiator

Ribbon V E 1800↕ x 290↔ E8,
colour: bright copper, product and configuration
code: WLRVE180029 KBCOE8TDYM

Heating element

TDY heating element, black

Ribbon HSD ① s. 502



Radiator

Ribbon HSD 290 \updownarrow x 1740 \leftrightarrow VL, colour: magic pearl, product and configuration code: WGHSD029174 KMPRVL


Radiator sold with

Integrated lockshield valve, chrome

SLIM thermostatic head, chrome

Valves and accessories

Integrated pipe masking set, chrome, TGPCR002







Radiator

Ribbon HSD 290↑ x 1540↔ VP, colour: heban,
product and configuration code: WGHSD029154 KIHEVP

Radiator sold with


Integrated lockshield valves set, Inline valve, chrome

Valves and accessories

Integrated pipe masking set, chrome, TGPCR002

Ribbon HWS

① s. 504



Radiator

Ribbon HWS 290↑ x 1740↔ VL, colour: graphite, product and configuration code: WGHWS029174 KGRAVL


Radiator sold with

Integrated lockshield valve, angled, chrome

SLIM thermostatic head, chrome

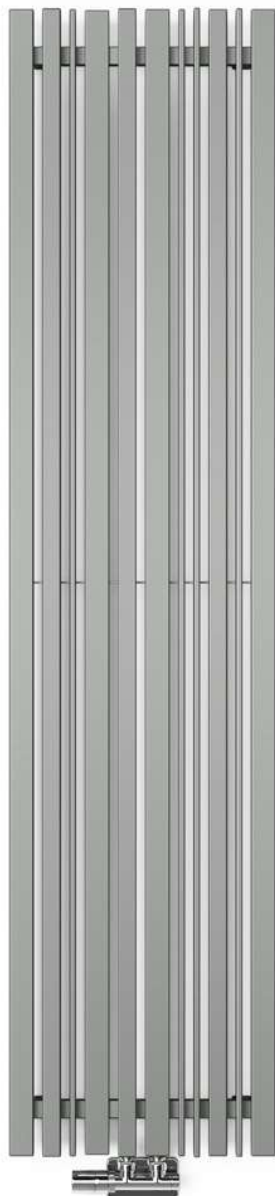
Valves and accessories

Integrated pipe masking set, chrome, TGPCR002



Sherwood V ① s. 506

Sherwood V E ① s. 508



Radiator

Sherwood V 1900↓ x 440↔ ZX, colour: inox, product and configuration code: WGSTV190044 KINOZX


Valves and accessories

Integrated thermostatic valve set, angled, right, chrome, WRZT5G2-CR

Integrated pipe masking set, chrome, TGPCR002



Sherwood H ^① s. 510



Radiator

Sherwood H 440↕ x 1300↔ O8, colour: RAL 1014, product and configuration code: WGSTH044130 K1014O8

Radiator sold with

Integrated thermostatic valve with immersion tube set, angled, right, chrome

Valves and accessories

Integrated pipe masking set, chrome, TGPCR002

KUKA hanger, 50 x 10 mm, WRWKUK001 KCRO





Radiator


Sherwood H 540↑ x 1600↔ O1, colour: metallic grey, product and configuration code: WGSTH054160 KMGRO1

Radiator sold with

Integrated thermostatic valve with immersion tube set, angled, left, chrome

Valves and accessories

Integrated pipe masking set, chrome, TGPCR002



Simple [ⓘ] s. 512

Simple One [ⓘ] s. 516



Radiator (shown fitted as Dual Fuel)

Simple ONE 1200↑ x 500↔ S8, colour: noble brown, product and configuration code: WZSIE120050 KINBS8

Valves and accessories

Integrated thermostatic valve with immersion tube set, angled, left, chrome, WRZT5G5-CR

Integrated pipe masking set, chrome, TGPCR002

SIMPLE shelf, oak, WRPSIM050 DAB

Heating element

Built-in, integrated One heating element



Radiator

Simple 1680↕ x 500↔ E1, colour: copper, product and configuration code: WWSIE120050 KCOPE1KT3W


Valves and accessories

SIMPLE shelf, beech, WRPSIM050 KBUK

Heating element

KTX 4 BLUE heating element, chrome





Simple DW ① s. 520



Radiator

Simple DW 1995 ↑ x 500 ↔ ZX, colour: heban, product and configuration code: WGSDW199050 KIHEZX

Valves and accessories

Integrated thermostatic valve set, straight, right, satin, WRZT5G4-ST

Integrated pipe masking set, satin, TGPST003



Radiator

Simple DW 1755 ↑ x 500 ↔ ZX, colour: metallic black,
product and configuration code: WGSDW175050 KMBCZXE

Valves and accessories

Integrated thermostatic valve set, straight, right, chrome,
WRZT5G4-CR

Integrated pipe masking set, chrome, TGPCR002





Stand ① s. 522



Radiator

Stand 1150 ↑ x 400 ↔ SX, colour: modern grey, product and configuration code: WGSCA115040 KDGRSX

Valves and accessories

STAND shelf, beech, WRPSCA040 KBUK


Connection set: 3-axis thermostatic valve set, left, chrome, WRZTCG1-CR

Pipe masking set — 70 mm, chrome, TGPCR001



Triga s. 524

Triga E  s. 528



Radiator (shown fitted as an Electric Radiator)

Triga E 1700↓ x 680↔ E1, colour: silver matt, product and configuration code: WLTRG170068 K5MAE1K4BW

Heating element

KTX 4 BLUE heating element, chrome







Radiator

Triga 610↓ x 1080↔ SX, colour:
metallic stone, product and configu-
ration code: WGTRG061108 KMSTX

Valves and accessories

Connection set: 3-axis thermostatic
valve set, left, chrome, WRZTCG1-CR
Pipe masking set – 70 mm, chrome,
TGPCR001

Triga M ^① s. 532

Triga M E ^① s. 534



Radiator

Triga M 1700↓ x 780↔ SX, colour: modern grey, product and configuration code: WGTRL170078 KDGRSX

Valves and accessories

3-axis thermostatic valve set, left, chrome, WR2TCG1-CR

Pipe masking set – 70 mm, chrome, TGPCR001



Triga AN [ⓘ] s. 536

Triga AN E [ⓘ] s. 538




Radiator

Triga AN 1700 ↑ x 280 ↔ ZX, colour: RAL 7003, product and configuration code: WGVER170028 K703ZX

Valves and accessories


Integrated thermostatic valve set, angled, left, chrome, WRZT5G1-CR

Integrated pipe masking set, chrome, TGPCR002



Triga ANC [ⓘ] s. 540

Triga ANCE [ⓘ] s. 542



Radiator

Triga ANC 1700↑ x 280↔ YL, colour: RAL 5024, product and configuration code: WGVEC170028 K524YL


Valves and accessories

Integrated thermostatic valve set, angled, left, chrome, WRZT5G1-CR

Integrated pipe masking set, chrome, TGPCR002



Triga AW ① s. 544



Radiator

Triga AW 1700↓ x 430↔ ZX, colour: RAL 4007, product and configuration code: WGVRA170043 K407ZX

Valves and accessories


Integrated thermostatic valve set, angled, left, chrome, WRZT5G1-CR

Integrated pipe masking set, chrome, TGPCR002



Tune VWD [ⓘ] s. 548

Tune VWD E [ⓘ] s. 552



Radiator

Tune VWD 1800↑ x 490↔ ZX, colour: anodic black, product and configuration code: WGTUV180049 KABCZX

Valves and accessories

Integrated thermostatic valve, angled, right, black matt, TGZTCZ002


SLIM thermostatic head, black matt, TGGCM001

Integrated pipe masking set, black matt, TGPCM002



Tune VWS ① s. 556

Tune VWS E ① s. 560



Radiator (shown fitted as Dual Fuel)

Tune VWS 1800↓ x 490↔ SX, colour: noble brown, product and configuration code: WGTSV180049 KINBSX

Valves and accessories

Integrated thermostatic valve with immersion tube set, angled, right, chrome, WRZT5G6-CR


Integrated pipe masking set, chrome, TGPCR002

Heating element

MOA IR heating element, chrome, WEMOR10 TCROW



Tune HSD ^① s. 564



Radiator

Tune HSD 390↑ x 1400↔ YL, colour: silver matt, product and configuration code: WGTUH039140 KSMAYL

Valves and accessories

Integrated thermostatic valve set, inline, left, chrome, WRZT5G7-CR

Integrated pipe masking set, chrome, TGPCR002






Radiator

Tune HSD 390 ↓ x 1400 ↔ YP, colour: RAL 3020, product and configuration code: WGTUH039140 K320YP

Valves and accessories

Integrated thermostatic valve set, inline, right, chrome, WRZT5G4-CR

Integrated pipe masking set, chrome, TGPCR002



Tytus [ⓘ] s. 566

Tytus One [ⓘ] s. 568



Radiator (shown fitted as an Electric Radiator)

Tytus One 1260 ↑ x 440 ↔ E1, colour: black pepper, product and configuration code: WWTYN126044 KCPEE1

Heating element

Built-in, integrated One heating element



Vipera 📄 s. 570

Vipera One 📄 s. 572



Radiator (shown fitted as Dual Fuel)

Vipera One 1470 ↓ x 600 ↔ S8, colour: anodic black, product and configuration code: WZVPN147060 KABCS8

Valves and accessories

Integrated thermostatic valve with immersion tube set, angled, left, chrome, WRZT5G5-CR

Integrated pipe masking set, chrome, TGPCR002


Heating element

Built-in, integrated One heating element



Vivo ⓘ s. 574

Vivo One ⓘ s. 578



Radiator

Vivo 1390↑ x 500↔ SX, colour: metallic grey, product and configuration code: WGV0V139050 KMGRSX

Valves and accessories


3-axis thermostatic valve set, left, chrome, WRZTCG1-CR

Pipe masking set — 70 mm, chrome, TGPCR001

HAPPY SHARK hanger, 500 mm, soft 3028, WRWH1A044 K328



Warp S ① s. 582



Radiator

Warp S 1695 ↑ x 500 ↔ GD, colour: soft 3028, product and configuration code: WGWA169050 KS38GD

Valves and accessories

Integrated thermostatic valve set, angled, left, chrome, WRZT5G1-CR

Integrated pipe masking set, chrome, TGPCR002






Radiator

Warp S 1110↑ x 500↔ GD, colour: RAL 1018, product and configuration code: WGWAS111050 K118GD

Valves and accessories

Integrated thermostatic valve set, angled, left, chrome, WRZT5G1-CR
Integrated pipe masking set, chrome, TGPCR002





Warp T ^① s. 584

Warp T One ^① s. 586



Radiator (shown fitted as Dual Fuel)

Warp T 1110↑ x 500↔ SX, colour: RAL 3028, product and configuration code: WGWA111050 K328SX


Valves and accessories

Integrated thermostatic valve with immersion tube set, angled, right, chrome, WRZT5G6-CR

Integrated pipe masking set, chrome, TGPCR002

Heating element

KTX 1 heating element, chrome, WEKT1 KCROW



Warp T Bold ⓘ s. 588

Warp T Bold One ⓘ s. 590



Radiator (shown fitted as Dual Fuel)

Warp T Bold One 1110↓ x 500↔ S1, colour: RAL 5018, product and configuration code: WZWB111050 K518S1


Valves and accessories


Integrated thermostatic valve with immersion tube set, angled, right, chrome, WRZT5G6-CR


Integrated pipe masking set, chrome, TGPCR002

Heating element

Built-in, integrated One heating element







The image shows a contemporary bathroom interior. A gold-colored radiator with a towel rail is mounted on a wall. To the right, a white oval sink sits on a light-colored wooden vanity. A vase of pink tulips is placed on the vanity. The floor is covered in large, light-colored tiles.

Radiator

Warp T Bold 1110 ↓ x 500 ↔ O8, colour: RAL 7002, product and configuration code: WGWTB111050 K70208

Valves and accessories

Integrated thermostatic valve with immersion tube set, angled, right, chrome, WRZT5G6-CR

Integrated pipe masking set, chrome, TGPCR002



Radiator (shown fitted as Dual Fuel)

ZigZag 1310↕ x 500↔ Z8, colour: soft 9005, product and configuration code: WGZIG131050 KS95Z8

Valves and accessories

Integrated thermostatic valve, angled, right, black matt, TGZTCZ002


SLIM thermostatic head, black matt, TGCCM001

Integrated pipe masking set, black matt, TGPCM002

Heating element

MOA heating element, black, WEMOA06 K905W





Radiator (shown fitted as Dual Fuel)

ZigZag 1545 ↓ x 500 ↔ SX, colour: metallic red, product and configuration code: WGZIG154050 KMRESXE

Valves and accessories

Integrated thermostatic valve with immersion tube set, angled, right, chrome, WRZT5G6-CR
Integrated pipe masking set, chrome, TGPCR002

Heating element

MOA heating element, chrome, WEMOA06 TCROM



Cast iron radiators

Technical Information




Standard connections:

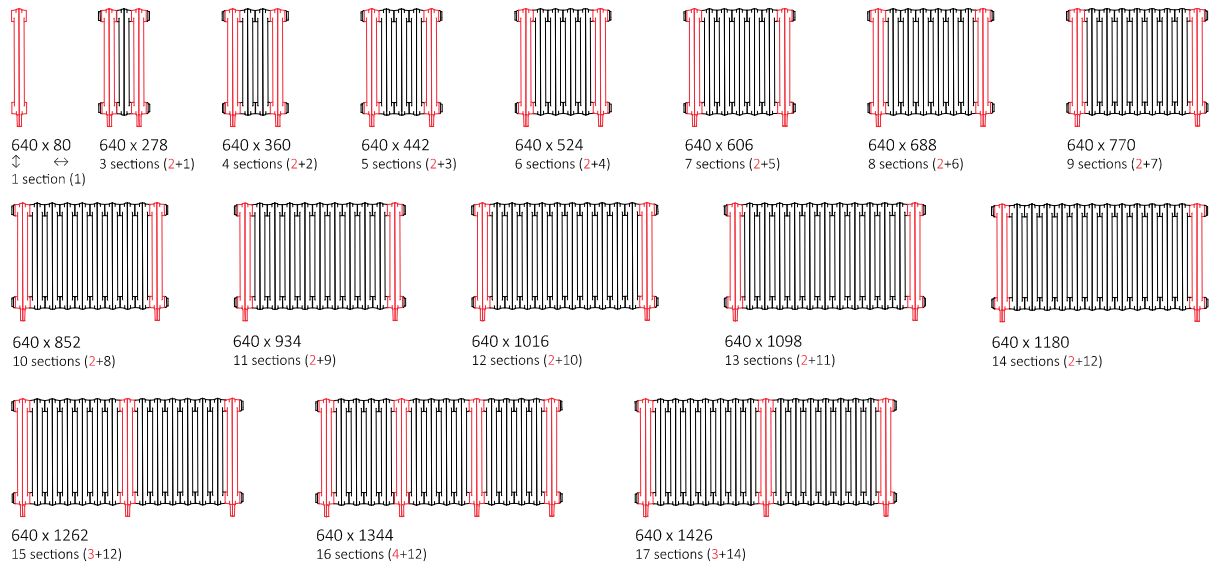


Available sizes:

Wall mounted



Free standing



We recommend: Angled manual valve set Minimalist for LP connection – see page 678



Pipe masking set – 160 mm – see page 681



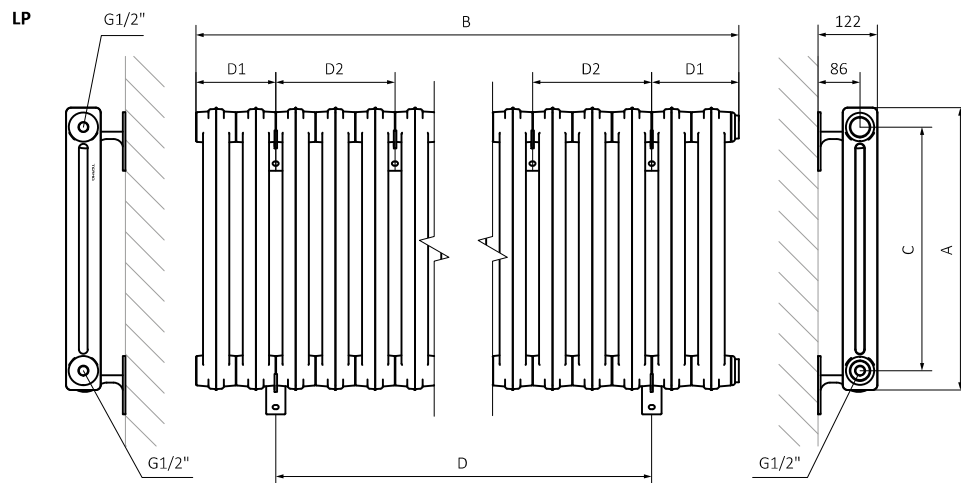
Specifications:

Working pressure: 1000 kPa Maximum operating temperature: 95°C

A ↓ [mm]	B ↔ [mm]	C [mm]	75/65/20°C [W]	55/45/20°C [W]	D [mm]	D1 [mm]	D2 [mm]	H [dm ³]	⚖️ [kg]	Product code <small>(Configuration code p. 787)</small>
Wall mounted										
580	80	500	73	39	–	–	–	0,68	4,6	WGBRB058008
580	278	500	218	116	82	98	–	2,04	15,1	WGBRB058027
580	360	500	291	154	–	98	–	2,72	19,9	WGBRB058036
580	442	500	364	193	246	98	–	3,4	24,7	WGBRB058044
580	524	500	436	232	–	98	–	4,08	29,5	WGBRB058052
580	606	500	509	270	410	180	–	4,76	34,3	WGBRB058060
580	688	500	582	309	492	180	–	5,44	39,1	WGBRB058068
580	770	500	654	347	410	180	–	6,12	43,9	WGBRB058077
580	852	500	727	386	492	180	–	6,8	48,7	WGBRB058085
580	934	500	800	425	574	180	–	7,48	53,5	WGBRB058093
580	1016	500	872	463	656	180	–	8,16	58,3	WGBRB058101
580	1098	500	945	502	738	180	–	8,84	63,1	WGBRB058109
580	1180	500	1018	540	820	180	–	9,52	67,9	WGBRB058118
580	1262	500	1091	579	902	180	–	10,2	72,7	WGBRB058126
580	1344	500	1163	618	984	180	246	10,88	77,5	WGBRB058134
580	1426	500	1236	656	1066	180	246	11,56	82,3	WGBRB058142
Free standing										
640	80	500	73	39	–	–	–	0,68	5	WGBRF064008
640	278	500	218	116	–	–	–	2,04	15,9	WGBRF064027
640	360	500	291	154	–	–	–	2,72	20,7	WGBRF064036
640	442	500	364	193	–	–	–	3,4	25,5	WGBRF064044
640	524	500	436	232	–	–	–	4,08	30,3	WGBRF064052
640	606	500	509	270	–	–	–	4,76	35,1	WGBRF064060
640	688	500	582	309	–	–	–	5,44	39,9	WGBRF064068
640	770	500	654	347	–	–	–	6,12	44,7	WGBRF064077
640	852	500	727	386	–	–	–	6,8	49,5	WGBRF064085
640	934	500	800	425	–	–	–	7,48	49,3	WGBRF064093
640	1016	500	872	463	–	–	–	8,16	59,1	WGBRF064101
640	1098	500	945	502	–	–	–	8,84	63,9	WGBRF064109
640	1180	500	1018	540	–	–	–	9,52	68,7	WGBRF064118
640	1262	500	1091	579	–	–	–	10,2	73,9	WGBRF064126
640	1344	500	1163	618	–	–	–	10,88	79,1	WGBRF064134
640	1426	500	1236	656	–	–	–	11,56	83,5	WGBRF064142

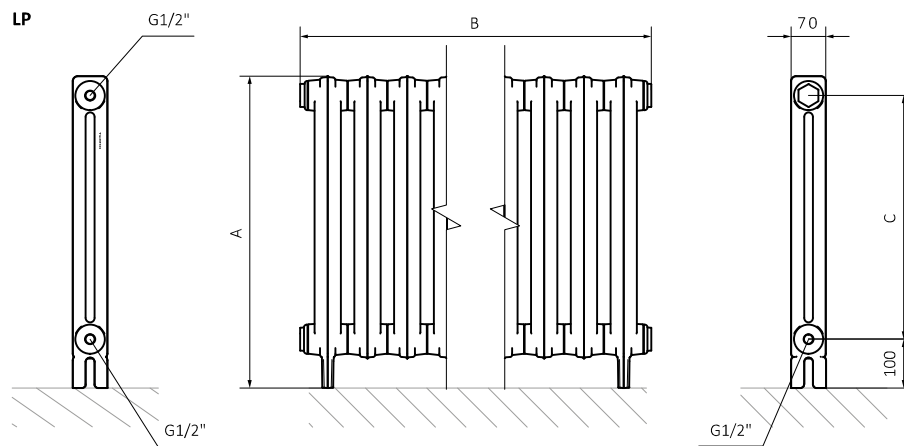
Radiators made up of 13 sections and more are delivered in two or more batteries.

Wall mounted



A – Height B – Width C – Distance between pipe centres D – Horizontal distance between mounting bracket centres

Free standing



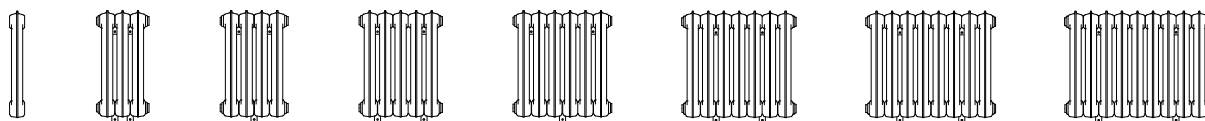


Standard connections:

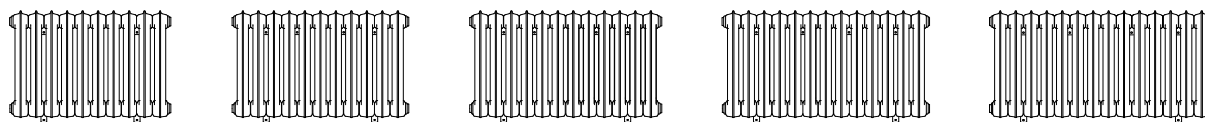


Available sizes:

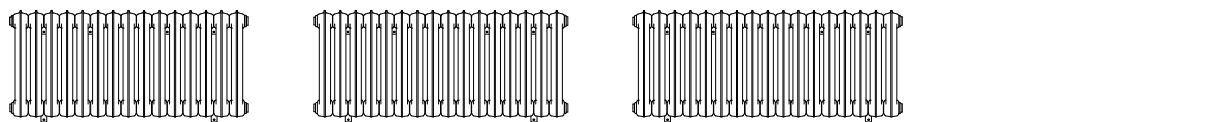
Wall mounted



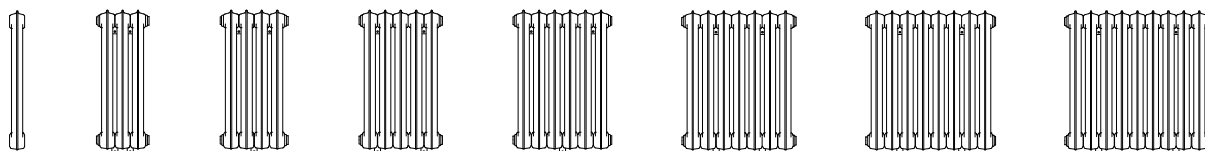
660 x 80 1 section 660 x 278 3 sections 660 x 360 4 sections 660 x 442 5 sections 660 x 524 6 sections 660 x 606 7 sections 660 x 688 8 sections 660 x 770 9 sections



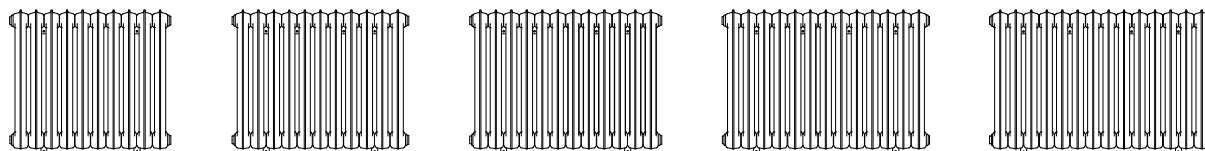
660 x 852 10 sections 660 x 934 11 sections 660 x 1016 12 sections 660 x 1098 13 sections 660 x 1180 14 sections



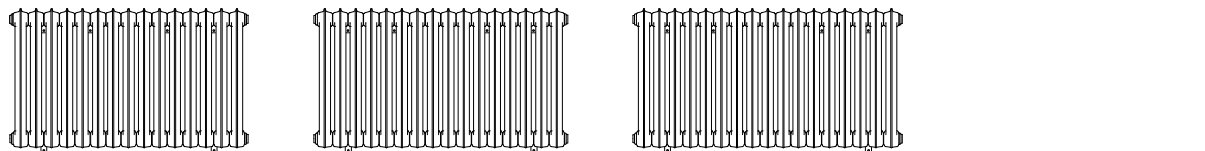
660 x 1262 15 sections 660 x 1344 16 sections 660 x 1426 17 sections



860 x 80 1 section 860 x 278 3 sections 860 x 360 4 sections 860 x 442 5 sections 860 x 524 6 sections 860 x 606 7 sections 860 x 688 8 sections 860 x 770 9 sections



860 x 852 10 sections 860 x 934 11 sections 860 x 1016 12 sections 860 x 1098 13 sections 860 x 1180 14 sections



860 x 1262 15 sections 860 x 1344 16 sections 860 x 1426 17 sections

We recommend: Angled manual valve set Classic Art for LP connection – see page 677



Pipe masking set Artistic – see page 681




Free standing



Specifications:

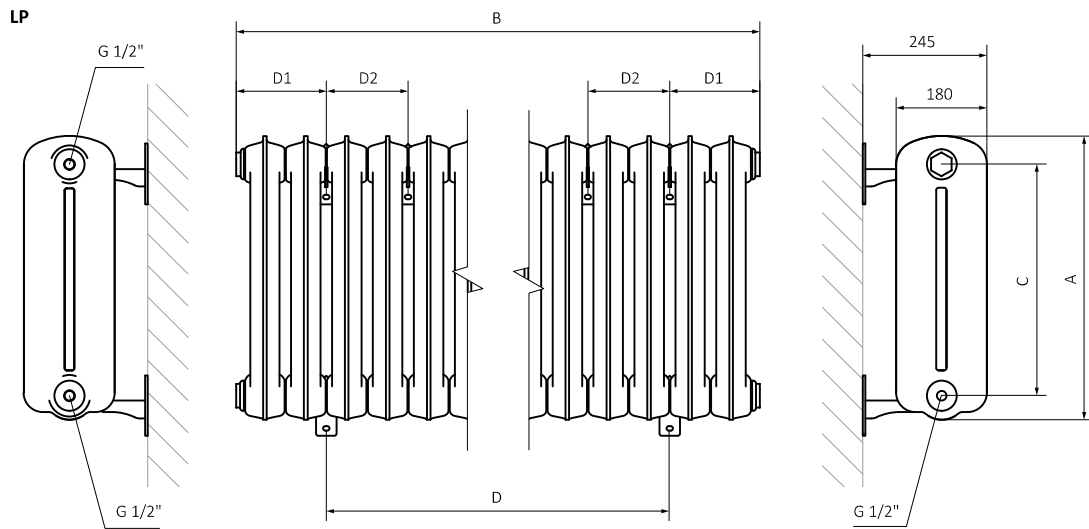
Working pressure: 1000 kPa Maximum operating temperature: 95°C

A ↓ [mm]	B ↔ [mm]	C [mm]	75/65/20°C [W]	55/45/20°C [W]	D [mm]	D1 [mm]	D2 [mm]	H [dm ³]	 [kg]	Product code <small>(Configuration code p. 787)</small>
Wall mounted										
660	80	560	120	65	—	—	—	3,05	10,8	WGKAB066008
660	278	560	361	195	82	98	—	9,16	33,5	WGKAB066027
660	360	560	481	260	—	98	—	12,21	44,3	WGKAB066036
660	442	560	602	325	246	98	—	15,27	55,1	WGKAB066044
660	524	560	722	391	—	98	—	18,32	65,9	WGKAB066052
660	606	560	842	456	246	180	—	21,37	76,7	WGKAB066060
660	688	560	962	521	—	180	—	24,42	87,5	WGKAB066068
660	770	560	1083	586	410	180	—	27,48	98,3	WGKAB066077
660	852	560	1203	651	492	180	—	30,53	109,1	WGKAB066085
660	934	560	1323	716	574	180	164	33,58	119,9	WGKAB066093
660	1016	560	1444	781	656	180	164	36,64	130,7	WGKAB066101
660	1098	560	1564	846	738	180	246	39,69	141,5	WGKAB066109
660	1180	560	1684	911	820	180	246	42,74	152,3	WGKAB066118
660	1262	560	1805	976	902	180	246	45,8	163,1	WGKAB066126
660	1344	560	1925	1041	984	180	246	48,85	173,9	WGKAB066134
660	1426	560	2045	1107	1066	180	246	51,9	184,7	WGKAB066142
860	80	760	149	80	-	—	—	4,14	14,0	WGKAB086008
860	278	760	447	239	82	98	—	12,42	43,1	WGKAB086027
860	360	760	596	318	-	98	—	16,56	57,1	WGKAB086036
860	442	760	745	398	246	98	—	20,70	71,1	WGKAB086044
860	524	760	894	477	-	98	—	24,84	85,1	WGKAB086052
860	606	760	1043	557	246	180	—	28,98	99,1	WGKAB086060
860	688	760	1192	636	328	180	—	33,12	113,1	WGKAB086068
860	770	760	1341	716	410	180	—	37,26	127,1	WGKAB086077
860	852	760	1490	795	492	180	—	41,40	141,1	WGKAB086085
860	934	760	1639	875	574	180	164	45,54	155,1	WGKAB086093
860	1016	760	1788	954	656	180	164	49,68	169,1	WGKAB086101
860	1098	760	1937	1034	738	180	246	53,82	183,1	WGKAB086109
860	1180	760	2086	1113	820	180	246	57,96	197,1	WGKAB086118
860	1262	760	2235	1193	902	180	246	62,10	211,1	WGKAB086126
860	1344	760	2384	1272	984	180	246	66,24	225,1	WGKAB086134
860	1426	760	2533	1352	1066	180	246	70,38	239,1	WGKAB086142

A ↓ [mm]	B ↔ [mm]	C [mm]	75/65/20°C [W]	55/45/20°C [W]	D [mm]	D1 [mm]	D2 [mm]	H [dm ³]	⚖️ [kg]	Product code <small>(Configuration code p. 787)</small>
Free standing										
720	80	560	120	65	—	—	—	3,05	11,3	WGKAF072008
720	278	560	360	195	—	—	—	9,16	35,1	WGKAF072027
720	360	560	480	260	—	—	—	12,21	46,1	WGKAF072036
720	442	560	600	325	—	—	—	15,27	57,1	WGKAF072044
720	524	560	720	390	—	—	—	18,32	68,1	WGKAF072052
720	606	560	840	454	—	—	—	21,37	79,1	WGKAF072060
720	688	560	960	519	—	—	—	24,42	90,1	WGKAF072068
720	770	560	1080	584	—	—	—	27,48	101,1	WGKAF072077
720	852	560	1200	649	—	—	—	30,53	112,1	WGKAF072085
720	934	560	1320	714	—	—	—	33,58	123,1	WGKAF072093
720	1016	560	1440	779	—	—	—	36,64	134,1	WGKAF072101
720	1098	560	1560	844	—	—	—	39,69	145,6	WGKAF072109
720	1180	560	1680	909	—	—	—	42,74	157,1	WGKAF072118
720	1262	560	1800	974	—	—	—	45,8	167,6	WGKAF072126
720	1344	560	1920	1039	—	—	—	48,85	179,1	WGKAF072134
720	1426	560	2040	1104	—	—	—	51,9	189,6	WGKAF072142
920	80	760	149	80	—	—	—	4,14	15,0	WGKAF092008
920	278	760	447	239	—	—	—	12,42	45,7	WGKAF092027
920	360	760	596	318	—	—	—	16,56	59,9	WGKAF092036
920	442	760	745	398	—	—	—	20,70	74,1	WGKAF092044
920	524	760	894	477	—	—	—	24,84	88,3	WGKAF092052
920	606	760	1043	557	—	—	—	28,98	102,5	WGKAF092060
920	688	760	1192	636	—	—	—	33,12	116,7	WGKAF092068
920	770	760	1341	716	—	—	—	37,26	130,9	WGKAF092077
920	852	760	1490	795	—	—	—	41,40	145,1	WGKAF092085
920	934	760	1639	875	—	—	—	45,54	159,3	WGKAF092093
920	1016	760	1788	954	—	—	—	49,68	173,5	WGKAF092101
920	1098	760	1937	1034	—	—	—	53,82	188,7	WGKAF092109
920	1180	760	2086	1113	—	—	—	57,96	203,9	WGKAF092118
920	1262	760	2235	1193	—	—	—	62,10	217,1	WGKAF092126
920	1344	760	2384	1272	—	—	—	66,24	232,3	WGKAF092134
920	1426	760	2533	1352	—	—	—	70,38	245,5	WGKAF092142

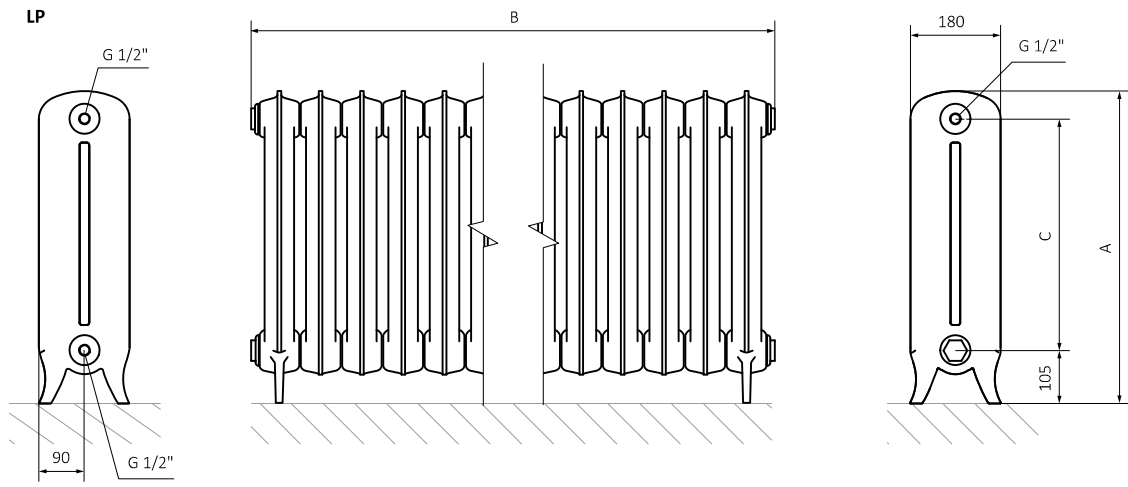
Radiators made up of 13 sections and more are delivered in two or more batteries.

Wall mounted



A – Height B – Width C – Distance between pipe centres D – Horizontal distance between mounting bracket centres

Free standing






Standard connections:



Available sizes:

Wall mounted



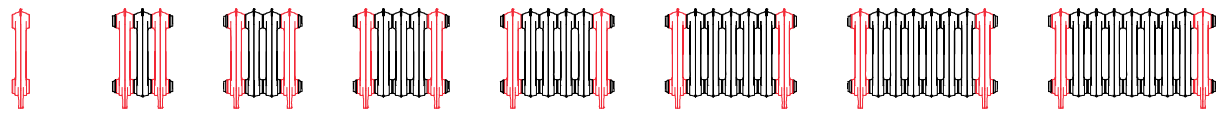
We recommend: Angled manual valve set Classic Art for IP connection – see page 677



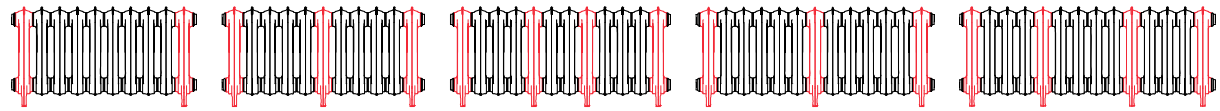
Pipe masking set Artistic – see page 681



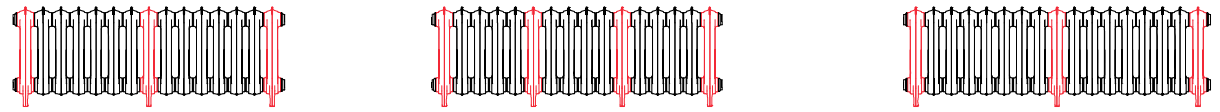
Free standing



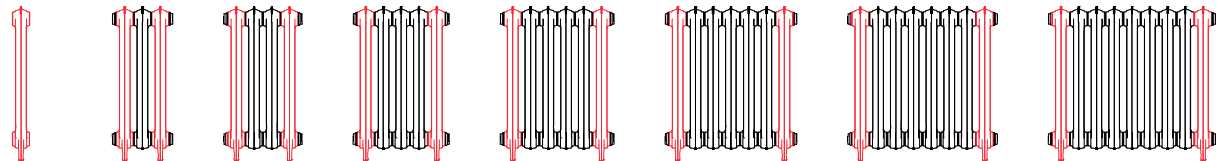
470 x 80 1 section (1) 470 x 278 3 sections (2+1) 470 x 360 4 sections (2+2) 470 x 442 5 sections (2+3) 470 x 524 6 sections (2+4) 470 x 606 7 sections (2+5) 470 x 688 8 sections (2+6) 470 x 770 9 sections (2+7)



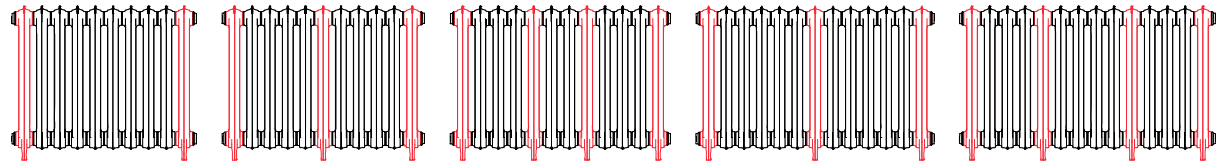
470 x 852 10 sections (2+8) 470 x 934 11 sections (3+8) 470 x 1016 12 sections (4+8) 470 x 1098 13 sections (3+10) 470 x 1180 14 sections (4+10)



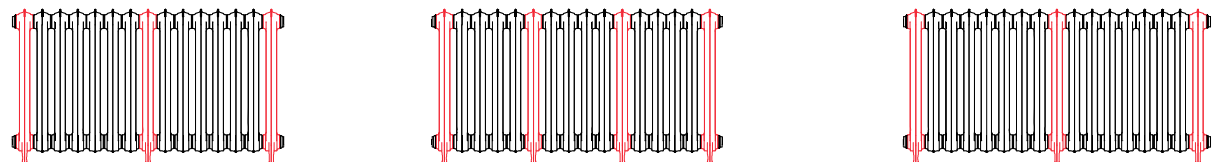
470 x 1262 15 sections (3+12) 470 x 1344 16 sections (4+12) 470 x 1426 17 sections (3+14)



710 x 80 1 section (1) 710 x 278 3 sections (2+1) 710 x 360 4 sections (2+2) 710 x 442 5 sections (2+3) 710 x 524 6 sections (2+4) 710 x 606 7 sections (2+5) 710 x 688 8 sections (2+6) 710 x 770 9 sections (2+7)




710 x 852 10 sections (2+8) 710 x 934 11 sections (3+8) 710 x 1016 12 sections (4+8) 710 x 1098 13 sections (3+10) 710 x 1180 14 sections (4+10)




710 x 1262 15 sections (3+12) 710 x 1344 16 sections (4+12) 710 x 1426 17 sections (3+14)

Specifications:

Working pressure: 1000 kPa Maximum operating temperature: 95°C

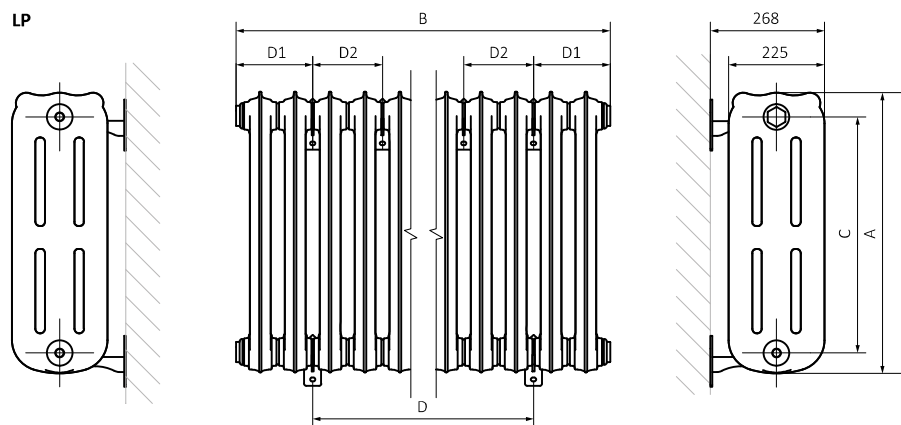
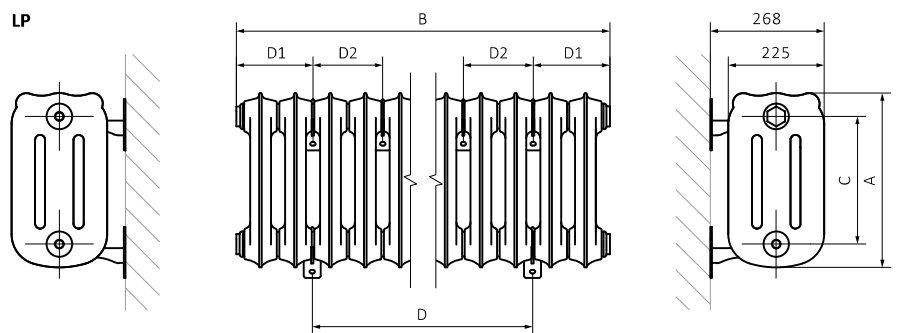
A ↓ [mm]	B ↔ [mm]	C [mm]	75/65/20°C [W]	55/45/20°C [W]	D [mm]	D1 [mm]	D2 [mm]	H [dm ³]	 [kg]	Product code <small>(Configuration code p. 787)</small>
Wall mounted										
410	80	297	86	44	—	—	—	1,65	8,10	WGOXB041008
410	278	297	257	133	82	98	—	4,95	24,70	WGOXB041027
410	360	297	343	177	—	98	—	6,60	33,00	WGOXB041036
410	442	297	429	222	246	98	—	8,25	41,30	WGOXB041044
410	524	297	515	266	—	98	—	9,90	49,60	WGOXB041052
410	606	297	601	310	246	180	—	11,55	57,90	WGOXB041060
410	688	297	686	355	—	180	—	13,20	66,20	WGOXB041068
410	770	297	772	399	410	180	—	14,85	74,50	WGOXB041077
410	852	297	858	443	492	180	—	16,50	82,80	WGOXB041085
410	934	297	944	488	574	180	—	18,15	91,10	WGOXB041093
410	1016	297	1030	532	656	180	164	19,80	99,40	WGOXB041101
410	1098	297	1115	577	738	180	164	21,45	107,70	WGOXB041109
410	1180	297	1201	621	820	180	246	23,10	116,00	WGOXB041118
410	1262	297	1287	665	902	180	246	24,75	124,30	WGOXB041126
410	1344	297	1373	710	984	180	246	26,40	132,60	WGOXB041134
410	1426	297	1459	754	1066	180	246	28,05	140,90	WGOXB041142
660	80	555	143	76	—	—	—	2,25	14,70	WGOXB066008
660	278	555	429	227	82	98	—	6,75	44,50	WGOXB066027
660	360	555	572	303	—	98	—	9,00	59,40	WGOXB066036
660	442	555	715	379	246	98	—	11,25	74,30	WGOXB066044
660	524	555	858	454	—	98	—	13,50	89,20	WGOXB066052
660	606	555	1001	530	246	180	—	15,75	104,10	WGOXB066060
660	688	555	1144	606	328	180	—	18,00	119,00	WGOXB066068
660	770	555	1287	682	410	180	—	20,25	133,90	WGOXB066077
660	852	555	1430	757	492	180	—	22,50	148,80	WGOXB066085
660	934	555	1573	833	574	180	164	24,75	163,70	WGOXB066093
660	1016	555	1716	909	656	180	164	27,00	178,60	WGOXB066101
660	1098	555	1859	985	738	180	246	29,25	193,50	WGOXB066109
660	1180	555	2002	1060	820	180	246	31,50	208,40	WGOXB066118
660	1262	555	2145	1136	902	180	246	33,75	223,30	WGOXB066126
660	1344	555	2288	1212	984	180	246	36,00	238,20	WGOXB066134
660	1426	555	2431	1288	1066	180	246	38,25	253,10	WGOXB066142

Radiators made up of 13 sections and more are delivered in two or more batteries.

A ↓ [mm]	B ↔ [mm]	C [mm]	75/65/20°C [W]	55/45/20°C [W]	D [mm]	D1 [mm]	D2 [mm]	H [dm ³]	 [kg]	Product code <small>(Configuration code p. 787)</small>
Free standing										
470	80	297	86	44	—	—	—	1,65	8,7	WGOXF047008
470	278	297	257	133	—	—	—	4,95	25,9	WGOXF047027
470	360	297	343	177	—	—	—	6,60	34,0	WGOXF047036
470	442	297	429	222	—	—	—	8,25	42,1	WGOXF047044
470	524	297	515	266	—	—	—	9,90	50,2	WGOXF047052
470	606	297	601	310	—	—	—	11,55	58,3	WGOXF047060
470	688	297	686	355	—	—	—	13,20	66,4	WGOXF047068
470	770	297	772	399	—	—	—	14,85	74,5	WGOXF047077
470	852	297	858	443	—	—	—	16,50	82,6	WGOXF047085
470	934	297	944	488	—	—	—	18,15	90,7	WGOXF047093
470	1016	297	1030	532	—	—	—	19,80	98,8	WGOXF047101
470	1098	297	1115	577	—	—	—	21,45	107,5	WGOXF047109
470	1180	297	1201	621	—	—	—	23,10	116,2	WGOXF047118
470	1262	297	1287	665	—	—	—	24,75	115,6	WGOXF047126
470	1344	297	1373	710	—	—	—	26,40	132,4	WGOXF047134
470	1426	297	1459	754	—	—	—	28,05	139,9	WGOXF047142
710	80	555	143	76	—	—	—	2,25	15,3	WGOXF071008
710	278	555	429	227	—	—	—	6,75	45,7	WGOXF071027
710	360	555	572	303	—	—	—	9,00	60,4	WGOXF071036
710	442	555	715	379	—	—	—	11,25	75,1	WGOXF071044
710	524	555	858	454	—	—	—	13,50	89,8	WGOXF071052
710	606	555	1001	530	—	—	—	15,75	104,5	WGOXF071060
710	688	555	1144	606	—	—	—	18,00	119,2	WGOXF071068
710	770	555	1287	682	—	—	—	20,25	133,9	WGOXF071077
710	852	555	1430	757	—	—	—	22,50	148,6	WGOXF071085
710	934	555	1573	833	—	—	—	24,75	163,3	WGOXF071093
710	1016	555	1716	909	—	—	—	27,00	178,0	WGOXF071101
710	1098	555	1859	985	—	—	—	29,25	193,3	WGOXF071109
710	1180	555	2002	1060	—	—	—	31,50	208,6	WGOXF071118
710	1262	555	2145	1136	—	—	—	33,75	208,0	WGOXF071126
710	1344	555	2288	1212	—	—	—	36,00	238,0	WGOXF071134
710	1426	555	2431	1288	—	—	—	38,25	252,1	WGOXF071142

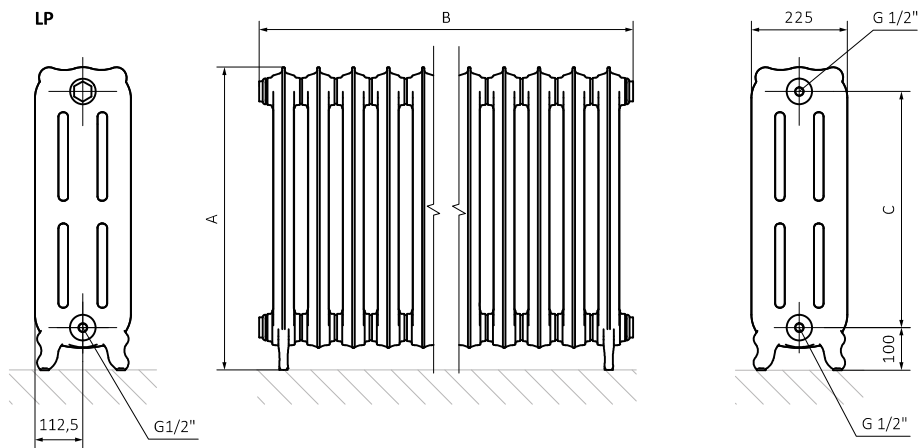
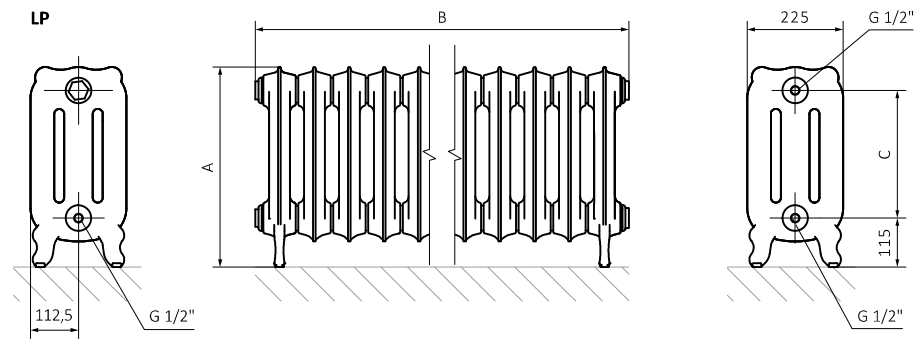
Radiators made up of 13 sections and more are delivered in two or more batteries.

Wall mounted



A – Height B – Width C – Distance between pipe centres D – Horizontal distance between mounting bracket centres

Free standing



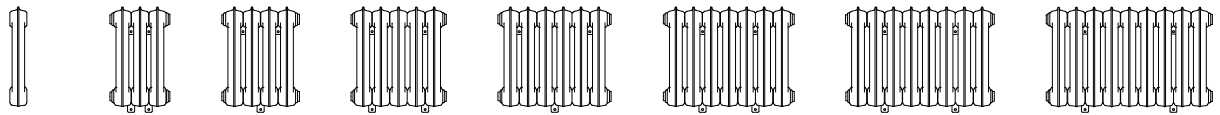


Standard connections:

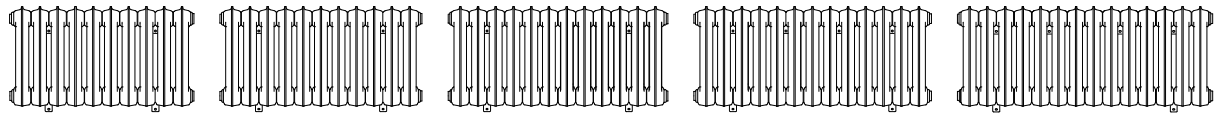


Available sizes:

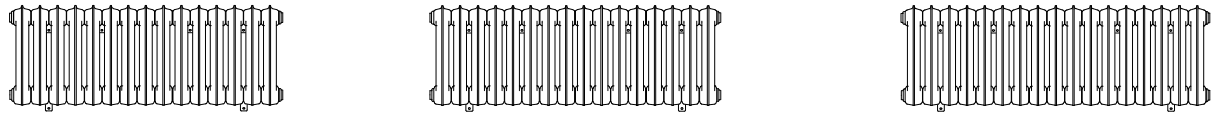
Wall mounted



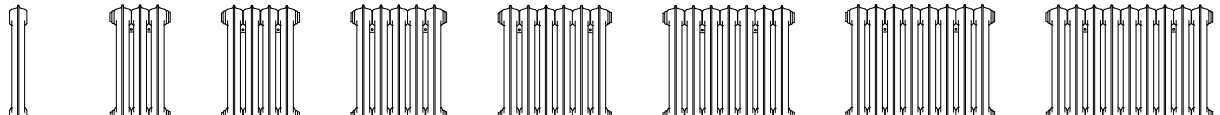
460 x 80 1 section 460 x 278 3 sections 460 x 360 4 sections 460 x 442 5 sections 460 x 524 6 sections 460 x 606 7 sections 460 x 688 8 sections 460 x 770 9 sections



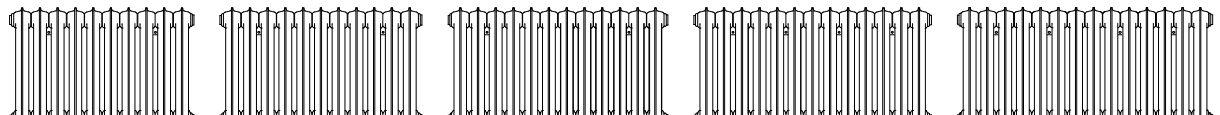
460 x 852 10 sections 460 x 934 11 sections 460 x 1016 12 sections 460 x 1098 13 sections 460 x 1180 14 sections



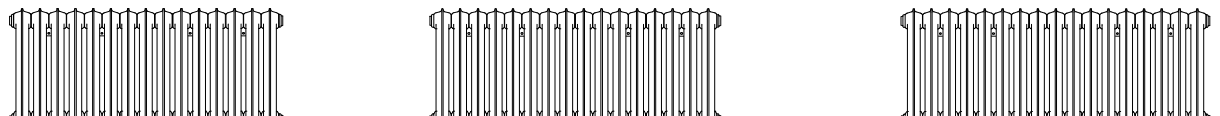
460 x 1262 15 sections 460 x 1344 16 sections 460 x 1426 17 sections



560 x 80 1 section 560 x 278 3 sections 560 x 360 4 sections 560 x 442 5 sections 560 x 524 6 sections 560 x 606 7 sections 560 x 688 8 sections 560 x 770 9 sections



560 x 852 10 sections 560 x 934 11 sections 560 x 1016 12 sections 560 x 1098 13 sections 560 x 1180 14 sections

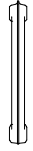


560 x 1262 15 sections 560 x 1344 16 sections 560 x 1426 17 sections


We recommend: Angled manual valve set Minimalist
for LP connection – see page 678




Pipe masking set – 160 mm
– see page 681



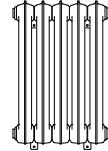
660 x 80
1 section




660 x 278
3 sections



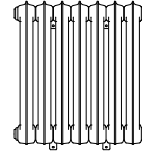
660 x 360
4 sections



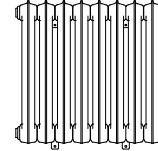
660 x 442
5 sections



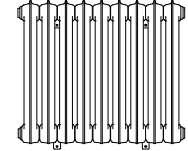
660 x 524
6 sections



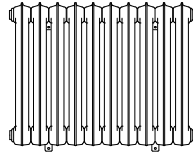
660 x 606
7 sections



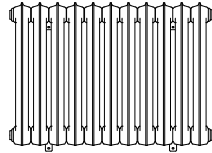
660 x 688
8 sections



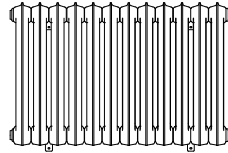
660 x 770
9 sections



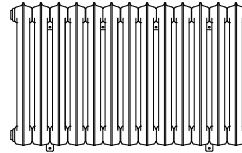
660 x 852
10 sections



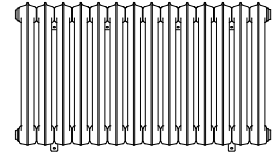
660 x 934
11 sections



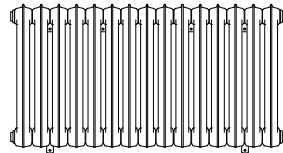
660 x 1016
12 sections



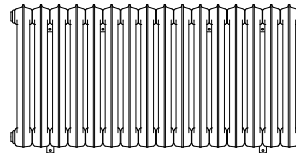
660 x 1098
13 sections



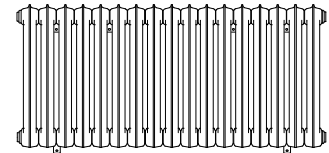
660 x 1180
14 sections



660 x 1262
15 sections




660 x 1344
16 sections




660 x 1426
17 sections




860 x 80
1 section




860 x 278
3 sections




860 x 360
4 sections




860 x 442
5 sections




860 x 524
6 sections



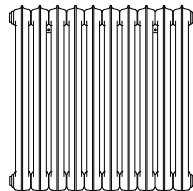
860 x 606
7 sections



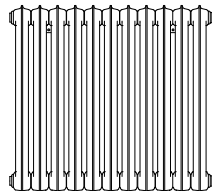
860 x 688
8 sections



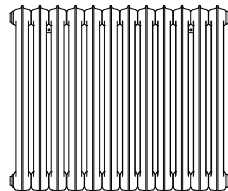
860 x 770
9 sections



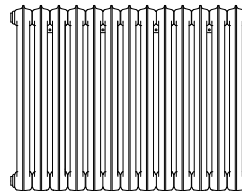
860 x 852
10 sections



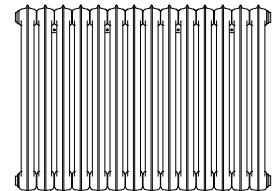
860 x 934
11 sections



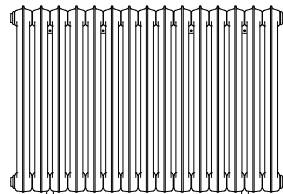
860 x 1016
12 sections



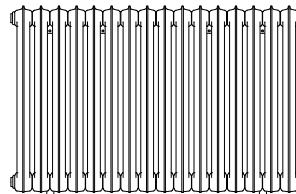
860 x 1098
13 sections



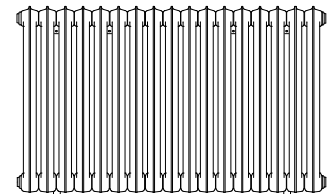
860 x 1180
14 sections



860 x 1262
15 sections

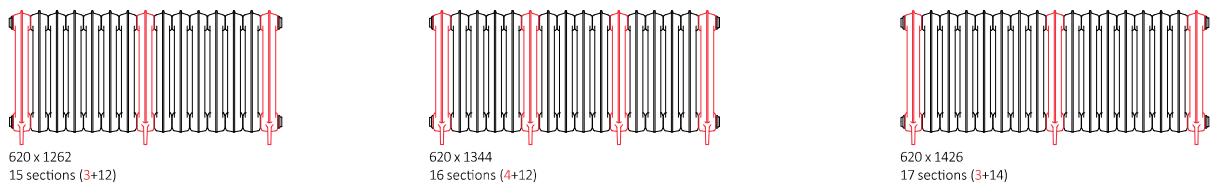
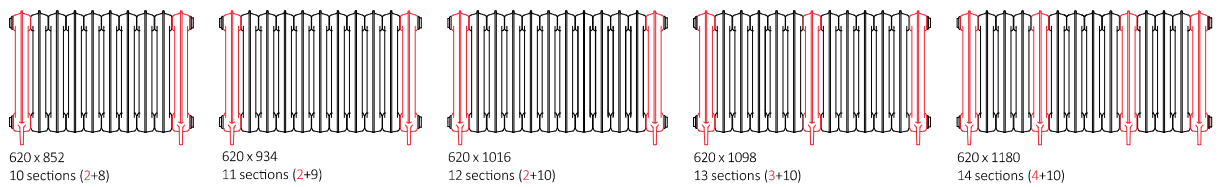
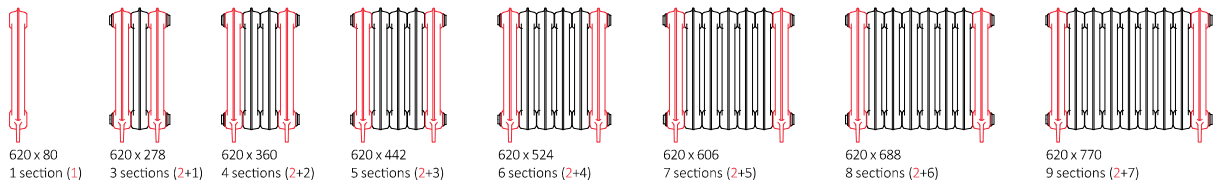
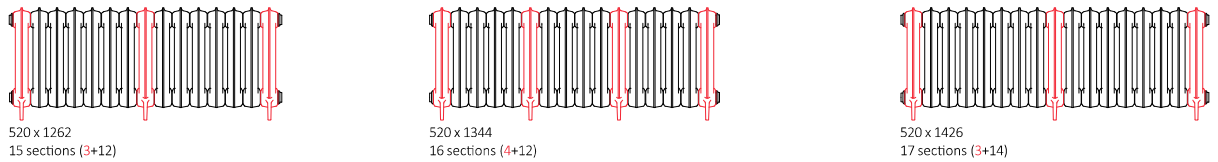
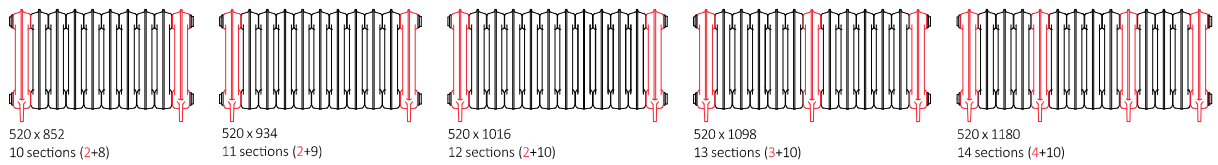
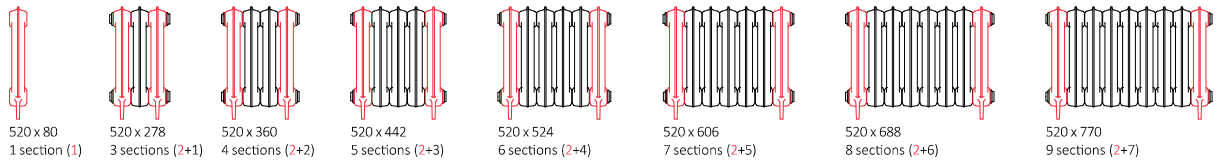


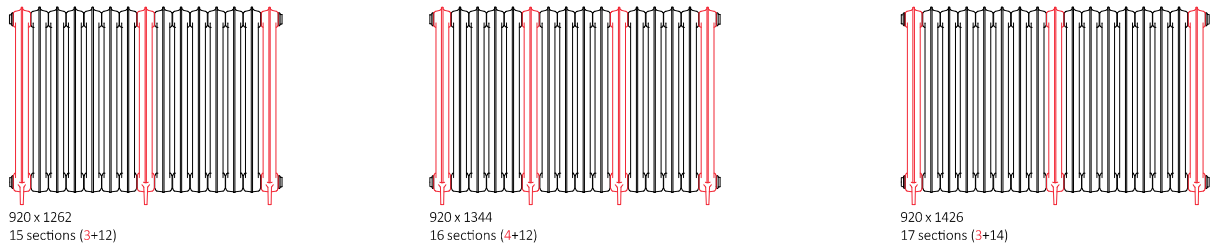
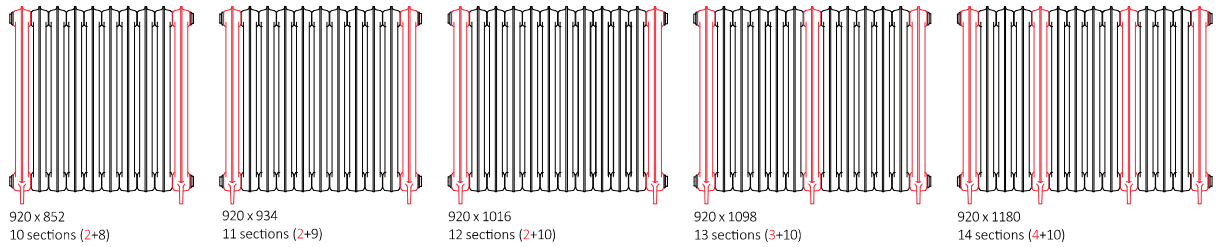
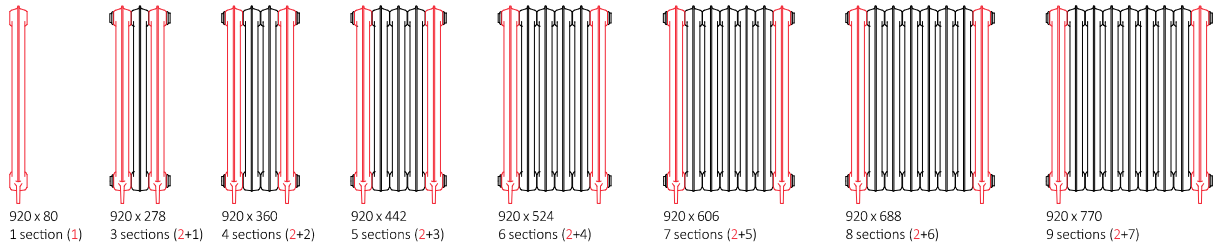
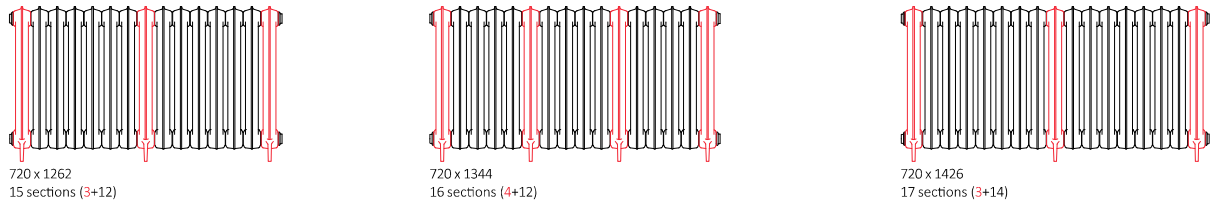
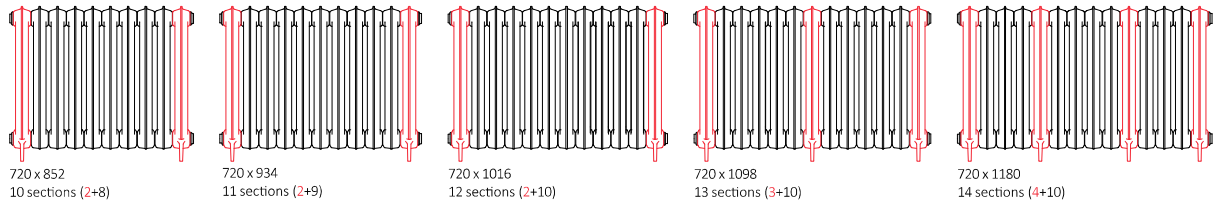
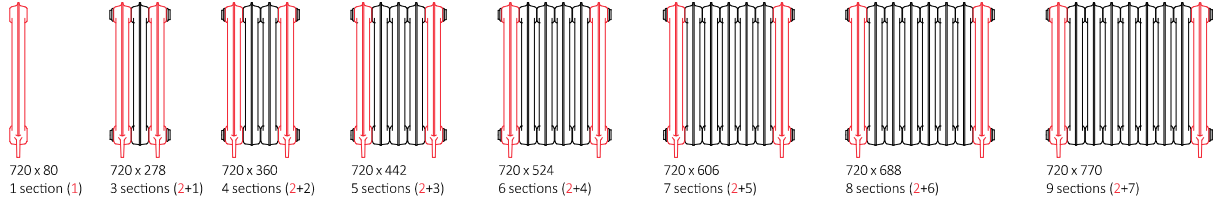
860 x 1344
16 sections



860 x 1426
17 sections


Free standing






Specifications:



Working pressure: 1000 kPa Maximum operating temperature: 95°C

A \updownarrow [mm]	B \leftrightarrow [mm]	C [mm]	75/65/20°C [W]	55/45/20°C [W]	D [mm]	D1 [mm]	D2 [mm]	H [dm ³]	 [kg]	Product code <small>(Configuration code p. 787)</small>
Wall mounted										
460	80	360	86	46	—	—	—	2,13	7,30	WGPLB046008
460	278	360	259	137	82	98	—	6,38	23,00	WGPLB046027
460	360	360	345	183	—	98	—	8,50	30,30	WGPLB046036
460	442	360	432	228	246	98	—	10,63	37,60	WGPLB046044
460	524	360	518	274	—	98	—	12,75	44,90	WGPLB046052
460	606	360	604	320	246	180	—	14,88	52,20	WGPLB046060
460	688	360	690	365	328	180	—	17,01	59,50	WGPLB046068
460	770	360	777	411	410	180	—	19,13	66,80	WGPLB046077
460	852	360	863	457	492	180	—	21,26	74,10	WGPLB046085
460	934	360	949	503	574	180	—	23,38	81,40	WGPLB046093
460	1016	360	1036	548	656	180	—	25,51	88,70	WGPLB046101
460	1098	360	1122	594	738	180	246	27,63	96,00	WGPLB046109
460	1180	360	1208	640	820	180	246	29,76	103,30	WGPLB046118
460	1262	360	1295	685	902	180	246	31,89	110,60	WGPLB046126
460	1344	360	1381	731	984	180	246	34,01	117,90	WGPLB046134
460	1426	360	1467	777	1066	180	246	36,14	125,20	WGPLB046142
560	80	460	103	54	—	—	—	2,61	8,90	WGPLB056008
560	278	460	308	163	82	98	—	7,82	23,00	WGPLB056027
560	360	460	410	217	—	98	—	10,42	30,30	WGPLB056036
560	442	460	513	271	246	98	—	13,03	37,60	WGPLB056044
560	524	460	615	325	—	98	—	15,63	44,90	WGPLB056052
560	606	460	718	379	246	180	—	18,24	52,20	WGPLB056060
560	688	460	820	434	328	180	—	20,85	59,50	WGPLB056068
560	770	460	923	488	410	180	—	23,45	66,80	WGPLB056077
560	852	460	1025	542	492	180	—	26,06	74,10	WGPLB056085
560	934	460	1128	596	574	180	164	28,66	81,40	WGPLB056093
560	1016	460	1230	650	656	180	164	31,27	88,70	WGPLB056101
560	1098	460	1333	705	738	180	246	33,87	96,00	WGPLB056109
560	1180	460	1435	759	820	180	246	36,48	103,30	WGPLB056118
560	1262	460	1538	813	902	180	246	39,09	110,60	WGPLB056126
560	1344	460	1640	867	984	180	246	41,69	117,90	WGPLB056134
560	1426	460	1743	921	1066	180	246	44,30	125,20	WGPLB056142
660	80	560	124	66	—	—	—	3,05	9,50	WGPLB066008
660	278	560	372	198	82	98	—	9,16	29,60	WGPLB066027
660	360	560	496	265	—	98	—	12,21	39,10	WGPLB066036

A ↓ [mm]	B ↔ [mm]	C [mm]	75/65 20°C [W]	55/45 20°C [W]	D [mm]	D1 [mm]	D2 [mm]	H [dm ³]	Weight [kg]	Product code <small>(Configuration code p. 787)</small>
660	442	560	620	331	246	98	—	15,27	48,60	WGPLB066044
660	524	560	744	397	—	98	—	18,32	58,10	WGPLB066052
660	606	560	868	463	246	180	—	21,37	67,60	WGPLB066060
660	688	560	992	529	328	180	—	24,42	77,10	WGPLB066068
660	770	560	1116	595	410	180	—	27,48	86,60	WGPLB066077
660	852	560	1240	661	492	180	—	30,53	96,10	WGPLB066085
660	934	560	1364	728	574	180	164	33,58	105,60	WGPLB066093
660	1016	560	1488	794	656	180	164	36,64	115,10	WGPLB066101
660	1098	560	1612	860	738	180	246	39,69	124,60	WGPLB066109
660	1180	560	1736	926	820	180	246	42,74	134,10	WGPLB066118
660	1262	560	1860	992	902	180	246	45,80	143,60	WGPLB066126
660	1344	560	1984	1058	984	180	246	48,85	153,10	WGPLB066134
660	1426	560	2108	1124	1066	180	246	51,90	162,60	WGPLB066142
860	80	760	149	80	—	—	—	4,14	11,70	WGPLB086008
860	278	760	447	239	82	98	—	12,42	36,20	WGPLB086027
860	360	760	596	318	—	98	—	16,56	47,90	WGPLB086036
860	442	760	745	398	246	98	—	20,70	59,60	WGPLB086044
860	524	760	894	477	—	98	—	24,84	71,30	WGPLB086052
860	606	760	1043	557	246	180	—	28,98	83,00	WGPLB086060
860	688	760	1192	636	328	180	—	33,12	94,70	WGPLB086068
860	770	760	1341	716	410	180	—	37,26	106,40	WGPLB086077
860	852	760	1490	795	492	180	—	41,40	118,10	WGPLB086085
860	934	760	1639	875	574	180	164	45,54	129,80	WGPLB086093
860	1016	760	1788	954	656	180	164	49,68	141,50	WGPLB086101
860	1098	760	1937	1034	738	180	246	53,82	153,20	WGPLB086109
860	1180	760	2086	1113	820	180	246	57,96	164,90	WGPLB086118
860	1262	760	2235	1193	902	180	246	62,10	176,60	WGPLB086126
860	1344	760	2384	1272	984	180	246	66,24	188,30	WGPLB086134
860	1426	760	2533	1352	1066	180	246	70,38	200,00	WGPLB086142
Free standing										
520	80	360	86	46	—	—	—	2,13	7,70	WGPLF052008
520	278	360	259	137	—	—	—	6,38	23,80	WGPLF052027
520	360	360	345	183	—	—	—	8,50	31,10	WGPLF052036
520	442	360	432	228	—	—	—	10,63	38,40	WGPLF052044
520	524	360	518	274	—	—	—	12,75	45,70	WGPLF052052
520	606	360	604	320	—	—	—	14,88	53,00	WGPLF052060
520	688	360	690	365	—	—	—	17,01	60,30	WGPLF052068
520	770	360	777	411	—	—	—	19,13	67,60	WGPLF052077
520	852	360	863	457	—	—	—	21,26	74,90	WGPLF052085

Plain s. 32

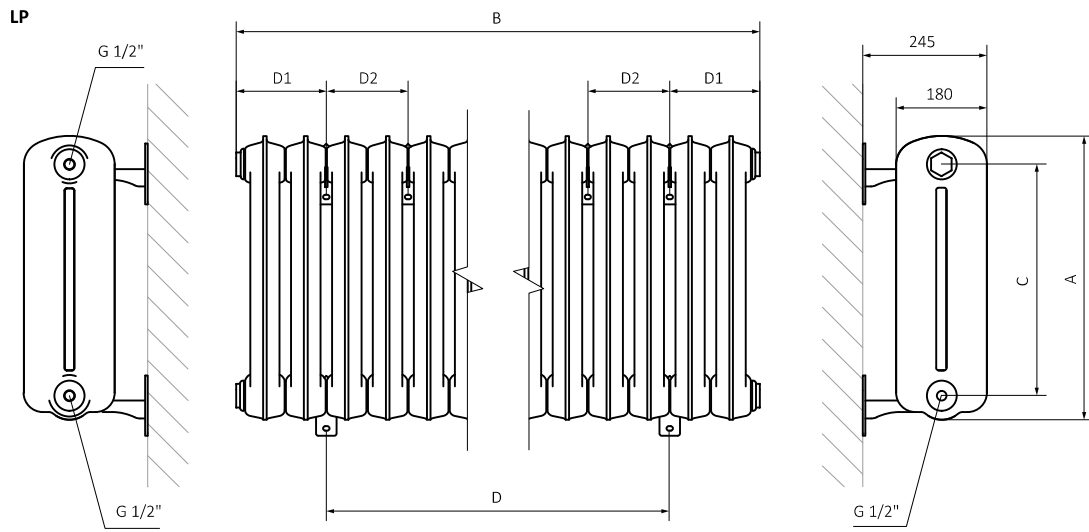
A \updownarrow [mm]	B \leftrightarrow [mm]	C [mm]	75/65/20°C [W]	55/45/20°C [W]	D [mm]	D1 [mm]	D2 [mm]	H [dm ³]	 [kg]	Product code <small>(Configuration code p. 78/7)</small>
520	934	360	949	503	—	—	—	23,38	82,20	WGPLF052093
520	1016	360	1036	548	—	—	—	25,51	89,50	WGPLF052101
520	1098	360	1122	594	—	—	—	27,63	97,20	WGPLF052109
520	1180	360	1208	640	—	—	—	29,76	104,90	WGPLF052118
520	1262	360	1295	685	—	—	—	31,89	111,80	WGPLF052126
520	1344	360	1381	731	—	—	—	34,01	119,50	WGPLF052134
520	1426	360	1467	777	—	—	—	36,14	126,40	WGPLF052142
620	80	460	103	54	—	—	—	2,61	9,30	WGPLF062008
620	278	460	308	163	—	—	—	7,82	27,50	WGPLF062027
620	360	460	410	217	—	—	—	10,42	36,40	WGPLF062036
620	442	460	513	271	—	—	—	13,03	45,30	WGPLF062044
620	524	460	615	325	—	—	—	15,63	54,20	WGPLF062052
620	606	460	718	379	—	—	—	18,24	63,10	WGPLF062060
620	688	460	820	434	—	—	—	20,85	72,00	WGPLF062068
620	770	460	923	488	—	—	—	23,45	80,90	WGPLF062077
620	852	460	1025	542	—	—	—	26,06	89,80	WGPLF062085
620	934	460	1128	596	—	—	—	28,66	98,70	WGPLF062093
620	1016	460	1230	650	—	—	—	31,27	107,60	WGPLF062101
620	1098	460	1333	705	—	—	—	33,87	116,90	WGPLF062109
620	1180	460	1435	759	—	—	—	36,48	126,20	WGPLF062118
620	1262	460	1538	813	—	—	—	39,09	134,70	WGPLF062126
620	1344	460	1640	867	—	—	—	41,69	144,00	WGPLF062134
620	1426	460	1743	921	—	—	—	44,30	152,50	WGPLF062142
720	80	560	124	66	—	—	—	3,05	10,10	WGPLF072008
720	278	560	372	198	—	—	—	9,16	30,80	WGPLF072027
720	360	560	496	265	—	—	—	12,21	40,30	WGPLF072036
720	442	560	620	331	—	—	—	15,27	49,80	WGPLF072044
720	524	560	744	397	—	—	—	18,32	59,30	WGPLF072052
720	606	560	868	463	—	—	—	21,37	68,80	WGPLF072060
720	688	560	992	529	—	—	—	24,42	78,30	WGPLF072068
720	770	560	1116	595	—	—	—	27,48	87,80	WGPLF072077
720	852	560	1240	661	—	—	—	30,53	97,30	WGPLF072085
720	934	560	1364	728	—	—	—	33,58	106,80	WGPLF072093
720	1016	560	1488	794	—	—	—	36,64	116,30	WGPLF072101
720	1098	560	1612	860	—	—	—	39,69	126,40	WGPLF072109
720	1180	560	1736	926	—	—	—	42,74	136,50	WGPLF072118
720	1262	560	1860	992	—	—	—	45,80	145,40	WGPLF072126
720	1344	560	1984	1058	—	—	—	48,85	155,50	WGPLF072134
720	1426	560	2108	1124	—	—	—	51,90	164,40	WGPLF072142

A ↓ [mm]	B ↔ [mm]	C [mm]	75/65 [W]	55/45 [W]	D [mm]	D1 [mm]	D2 [mm]	 [dm ²]	 [kg]	Product code <small>(Configuration code p. 787)</small>
920	80	760	149	80	—	—	—	4,14	12,50	WGPLF092008
920	278	760	447	239	—	—	—	12,42	37,80	WGPLF092027
920	360	760	596	318	—	—	—	16,56	49,50	WGPLF092036
920	442	760	745	398	—	—	—	20,70	61,20	WGPLF092044
920	524	760	894	477	—	—	—	24,84	72,90	WGPLF092052
920	606	760	1043	557	—	—	—	28,98	84,60	WGPLF092060
920	688	760	1192	636	—	—	—	33,12	96,30	WGPLF092068
920	770	760	1341	716	—	—	—	37,26	108,00	WGPLF092077
920	852	760	1490	795	—	—	—	41,40	119,70	WGPLF092085
920	934	760	1639	875	—	—	—	45,54	132,20	WGPLF092093
920	1016	760	1788	954	—	—	—	49,68	144,70	WGPLF092101
920	1098	760	1937	1034	—	—	—	53,82	155,60	WGPLF092109
920	1180	760	2086	1113	—	—	—	57,96	168,10	WGPLF092118
920	1262	760	2235	1193	—	—	—	62,10	179,00	WGPLF092126
920	1344	760	2384	1272	—	—	—	66,24	191,50	WGPLF092134
920	1426	760	2533	1352	—	—	—	70,38	202,40	WGPLF092142

Radiators made up of 13 sections and more are delivered in two or more batteries.

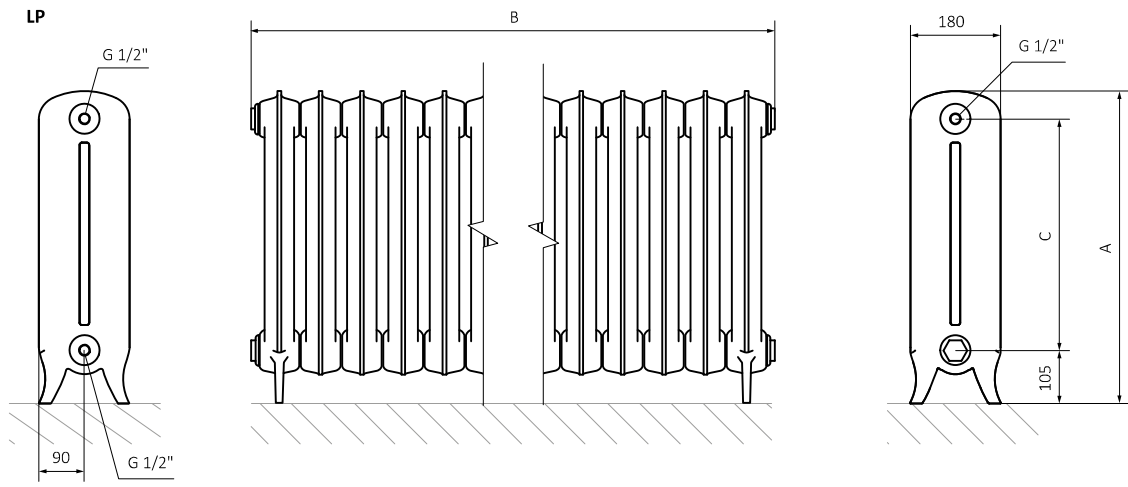
Plain s. 32

Wall mounted



A – Height B – Width C – Distance between pipe centres D – Horizontal distance between mounting bracket centres

Free standing



Plain 3 column s. 34



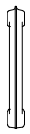
design: *Terma*

Standard connections:

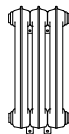


Available sizes:

Wall mounted



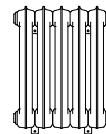
560 x 80
1 section



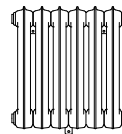
560 x 278
3 sections



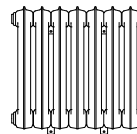
560 x 360
4 sections



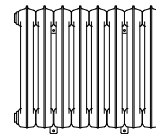
560 x 442
5 sections



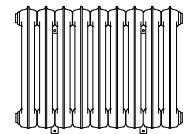
560 x 524
6 sections



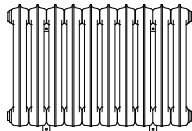
560 x 606
7 sections



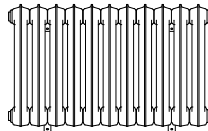
560 x 688
8 sections



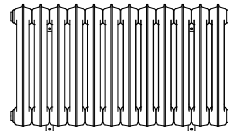
560 x 770
9 sections



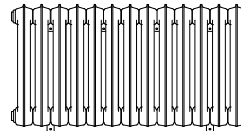
560 x 852
10 sections



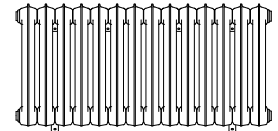
560 x 934
11 sections




560 x 1016
12 sections



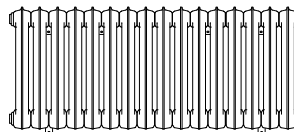
560 x 1098
13 sections



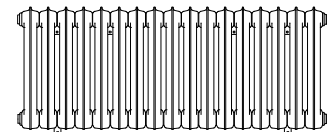
560 x 1180
14 sections



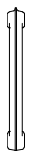
560 x 1262
15 sections




560 x 1344
16 sections




560 x 1426
17 sections



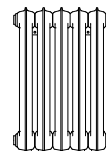
660 x 80
1 section



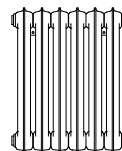
660 x 278
3 sections



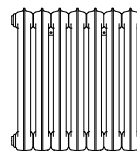
660 x 360
4 sections



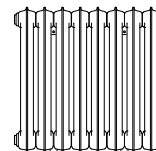
660 x 442
5 sections



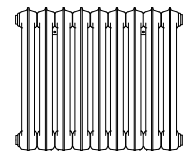
660 x 524
6 sections



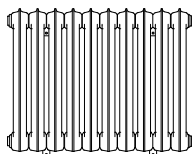
660 x 606
7 sections



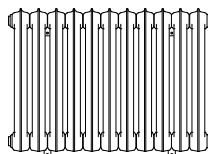
660 x 688
8 sections



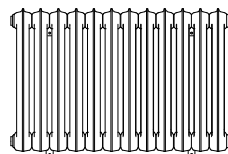
660 x 770
9 sections



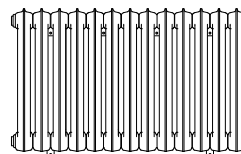
660 x 852
10 sections



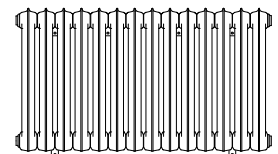
660 x 934
11 sections



660 x 1016
12 sections



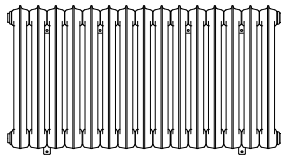
660 x 1098
13 sections



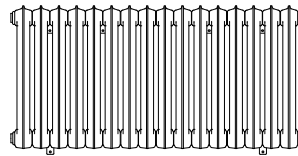
660 x 1180
14 sections

We recommend: WOOD thermostatic angled valve set
for LP connection – see page 680

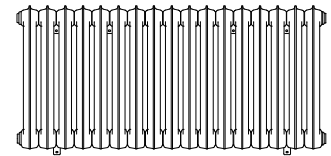
Pipe masking set – 160 mm
– see page 681



660 x 1262
15 sections




660 x 1344
16 sections




660 x 1426
17 sections




860 x 80
1 section




860 x 278
3 sections



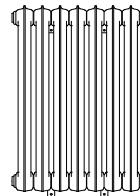
860 x 360
4 sections




860 x 442
5 sections



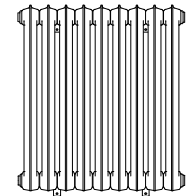
860 x 524
6 sections




860 x 606
7 sections



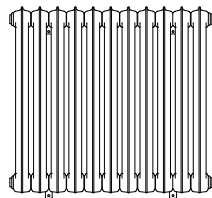
860 x 688
8 sections




860 x 770
9 sections



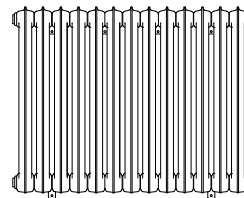
860 x 852
10 sections



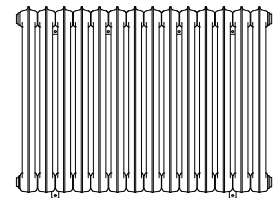
860 x 934
11 sections



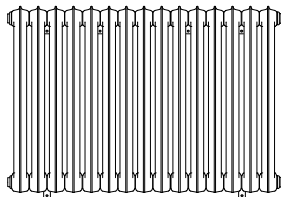
860 x 1016
12 sections



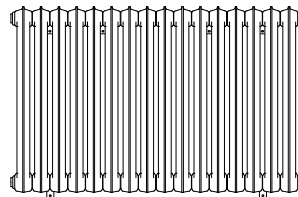
860 x 1098
13 sections




860 x 1180
14 sections



860 x 1262
15 sections



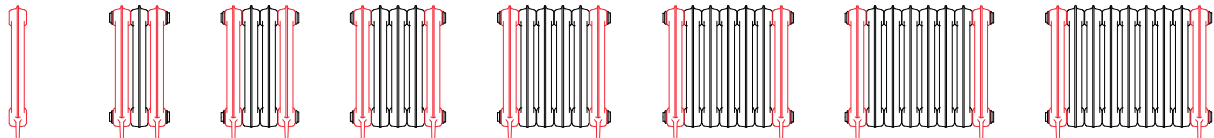
860 x 1344
16 sections



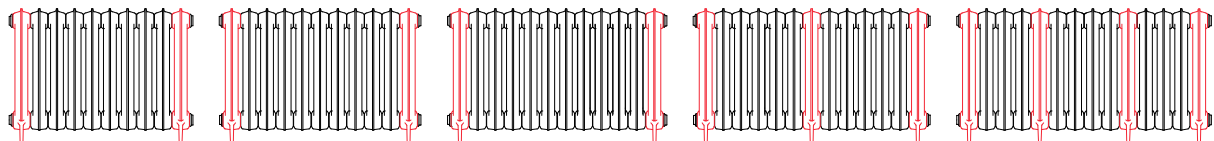
860 x 1426
17 sections

Plain 3 column s. 34

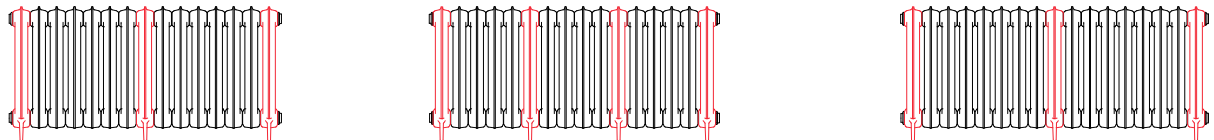
Free standing



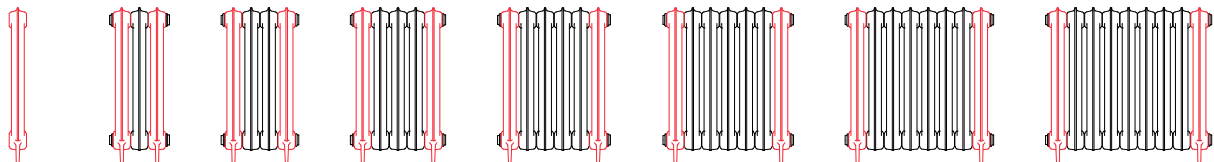
620 x 80 1 section (1) 620 x 278 3 sections (2+1) 620 x 360 4 sections (2+2) 620 x 442 5 sections (2+3) 620 x 524 6 sections (2+4) 620 x 606 7 sections (2+5) 620 x 688 8 sections (2+6) 620 x 770 9 sections (2+7)



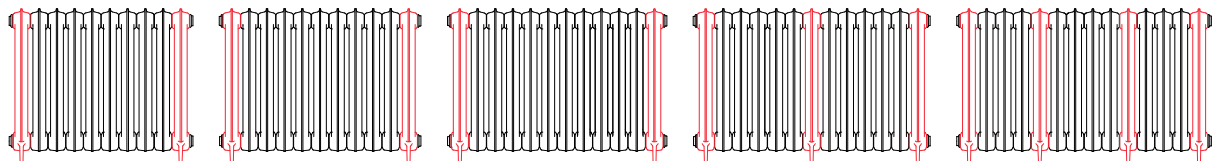
620 x 852 10 sections (2+8) 620 x 934 11 sections (2+9) 620 x 1016 12 sections (2+10) 620 x 1098 13 sections (3+10) 620 x 1180 14 sections (4+10)



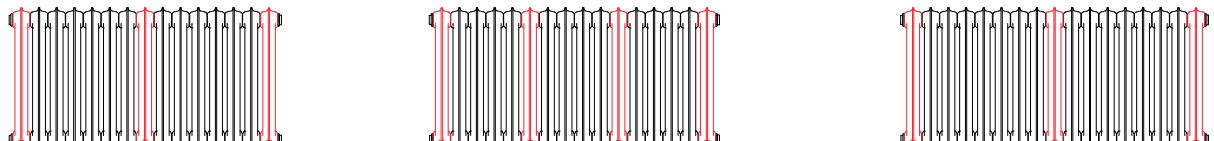
620 x 1262 15 sections (3+12) 620 x 1344 16 sections (4+12) 620 x 1426 17 sections (3+14)



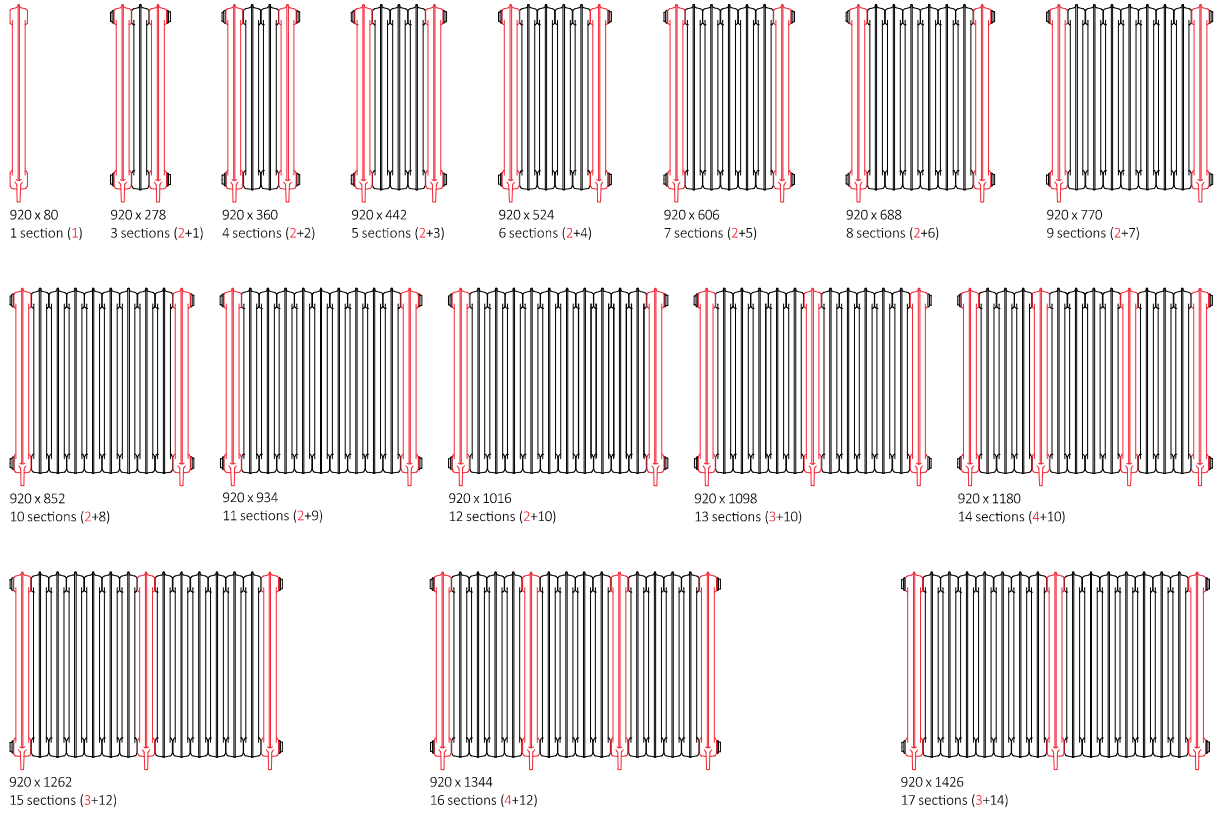
720 x 80 1 section (1) 720 x 278 3 sections (2+1) 720 x 360 4 sections (2+2) 720 x 442 5 sections (2+3) 720 x 524 6 sections (2+4) 720 x 606 7 sections (2+5) 720 x 688 8 sections (2+6) 720 x 770 9 sections (2+7)



720 x 852 10 sections (2+8) 720 x 934 11 sections (2+9) 720 x 1016 12 sections (2+10) 720 x 1098 13 sections (3+10) 720 x 1180 14 sections (4+10)




720 x 1262 15 sections (3+12) 720 x 1344 16 sections (4+12) 720 x 1426 17 sections (3+14)



Plain 3 column s. 34



Specifications:

Working pressure: 1000 kPa Maximum operating temperature: 95°C

A ↓ [mm]	B ↔ [mm]	C [mm]	75/65/20°C [W]	55/45/20°C [W]	D [mm]	D1 [mm]	D2 [mm]	H [dm ³]	 [kg]	Product code <small>(Configuration code p. 787)</small>
Wall mounted										
560	80	460	119	63	—	—	—	2,60	9,92	WGP3B056008
560	278	460	357	190	82	98	—	7,80	31,07	WGP3B056027
560	360	460	476	253	—	98	—	10,40	41,19	WGP3B056036
560	442	460	595	316	246	98	—	13,00	51,31	WGP3B056044
560	524	460	714	380	—	98	—	15,60	61,42	WGP3B056052
560	606	460	833	443	246	180	—	18,20	71,54	WGP3B056060
560	688	460	952	506	328	180	—	20,80	81,66	WGP3B056068
560	770	460	1071	569	410	180	—	23,40	91,77	WGP3B056077
560	852	460	1190	633	492	180	—	26,00	101,89	WGP3B056085
560	934	460	1309	696	574	180	164	28,60	112,01	WGP3B056093
560	1016	460	1428	759	656	180	164	31,20	122,13	WGP3B056101
560	1098	460	1547	822	738	180	246	33,80	132,24	WGP3B056109
560	1180	460	1666	886	820	180	246	36,40	142,36	WGP3B056118
560	1262	460	1785	949	902	180	246	39,00	152,48	WGP3B056126
560	1344	460	1904	1012	984	180	246	41,60	162,60	WGP3B056134
560	1426	460	2023	1075	1066	180	246	44,20	172,71	WGP3B056142
660	80	560	138	72	—	—	—	2,90	11,84	WGP3B066008
660	278	560	414	217	82	98	—	8,70	36,84	WGP3B066027
660	360	560	552	290	—	98	—	11,60	48,87	WGP3B066036
660	442	560	690	362	246	98	—	14,50	60,91	WGP3B066044
660	524	560	828	435	—	98	—	17,40	72,95	WGP3B066052
660	606	560	966	507	246	180	—	20,30	84,99	WGP3B066060
660	688	560	1104	580	328	180	—	23,20	97,03	WGP3B066068
660	770	560	1242	652	410	180	—	26,10	109,07	WGP3B066077
660	852	560	1380	725	492	180	—	29,00	121,10	WGP3B066085
660	934	560	1518	797	574	180	164	31,90	133,14	WGP3B066093
660	1016	560	1656	870	656	180	164	34,80	145,18	WGP3B066101
660	1098	560	1794	942	738	180	246	37,70	157,22	WGP3B066109
660	1180	560	1932	1015	820	180	246	40,60	169,26	WGP3B066118
660	1262	560	2070	1087	902	180	246	43,50	181,30	WGP3B066126
660	1344	560	2208	1160	984	180	246	46,40	193,33	WGP3B066134
660	1426	560	2346	1232	1066	180	246	49,30	205,37	WGP3B066142
860	80	760	176	92	—	—	—	3,80	15,38	WGP3B086008
860	278	760	528	277	82	98	—	11,40	47,46	WGP3B086027
860	360	760	704	369	—	98	—	15,20	63,04	WGP3B086036

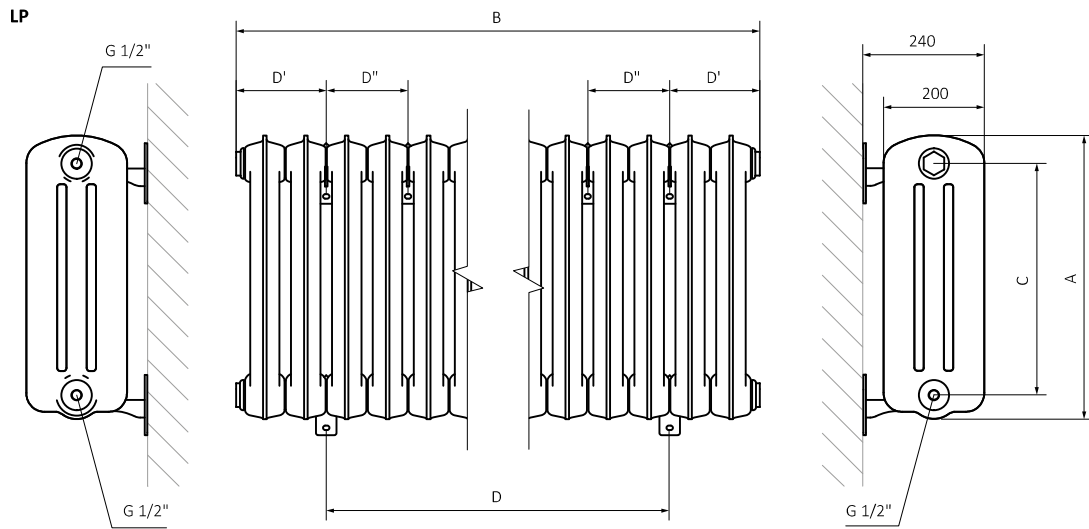
A ↓ [mm]	B ↔ [mm]	C [mm]	75/65 [W]	55/45 [W]	D [mm]	D1 [mm]	D2 [mm]	H [dm ²]	⚖️ [kg]	Product code <small>(Configuration code p. 787)</small>
860	442	760	880	462	246	98	—	19,00	78,62	WGP3B086044
860	524	760	1056	554	—	98	—	22,80	94,20	WGP3B086052
860	606	760	1232	647	246	180	—	26,60	109,78	WGP3B086060
860	688	760	1408	739	328	180	—	30,40	125,36	WGP3B086068
860	770	760	1584	831	410	180	—	34,20	140,94	WGP3B086077
860	852	760	1760	924	492	180	—	38,00	156,52	WGP3B086085
860	934	760	1936	1016	574	180	164	41,80	172,10	WGP3B086093
860	1016	760	2112	1108	656	180	164	45,60	187,68	WGP3B086101
860	1098	760	2288	1201	738	180	246	49,40	203,25	WGP3B086109
860	1180	760	2464	1293	820	180	246	53,20	218,83	WGP3B086118
860	1262	760	2640	1385	902	180	246	57,00	234,41	WGP3B086126
860	1344	760	2816	1478	984	180	246	60,80	249,99	WGP3B086134
860	1426	760	2992	1570	1066	180	246	64,60	265,57	WGP3B086142
Free standing										
620	80	460	119	63	—	—	—	2,60	10,52	WGP3F062008
620	278	460	357	190	—	—	—	7,80	32,27	WGP3F062027
620	360	460	476	253	—	—	—	10,40	42,39	WGP3F062036
620	442	460	595	316	—	—	—	13,00	52,51	WGP3F062044
620	524	460	714	380	—	—	—	15,60	62,62	WGP3F062052
620	606	460	833	443	—	—	—	18,20	72,74	WGP3F062060
620	688	460	952	506	—	—	—	20,80	82,86	WGP3F062068
620	770	460	1071	569	—	—	—	23,40	92,97	WGP3F062077
620	852	460	1190	633	—	—	—	26,00	103,09	WGP3F062085
620	934	460	1309	696	—	—	—	28,60	113,21	WGP3F062093
620	1016	460	1428	759	—	—	—	31,20	123,33	WGP3F062101
620	1098	460	1547	822	—	—	—	33,80	134,04	WGP3F062109
620	1180	460	1666	886	—	—	—	36,40	144,76	WGP3F062118
620	1262	460	1785	949	—	—	—	39,00	154,28	WGP3F062126
620	1344	460	1904	1012	—	—	—	41,60	165,00	WGP3F062134
620	1426	460	2023	1075	—	—	—	44,20	174,51	WGP3F062142
720	80	560	138	72	—	—	—	2,90	12,64	WGP3F072008
720	278	560	414	217	—	—	—	8,70	34,24	WGP3F072027
720	360	560	552	290	—	—	—	11,60	46,27	WGP3F072036
720	442	560	690	362	—	—	—	14,50	58,31	WGP3F072044
720	524	560	828	435	—	—	—	17,40	70,35	WGP3F072052
720	606	560	966	507	—	—	—	20,30	82,39	WGP3F072060
720	688	560	1104	580	—	—	—	23,20	94,43	WGP3F072068
720	770	560	1242	652	—	—	—	26,10	106,47	WGP3F072077
720	852	560	1380	725	—	—	—	29,00	118,50	WGP3F072085

Plain 3 column s. 34

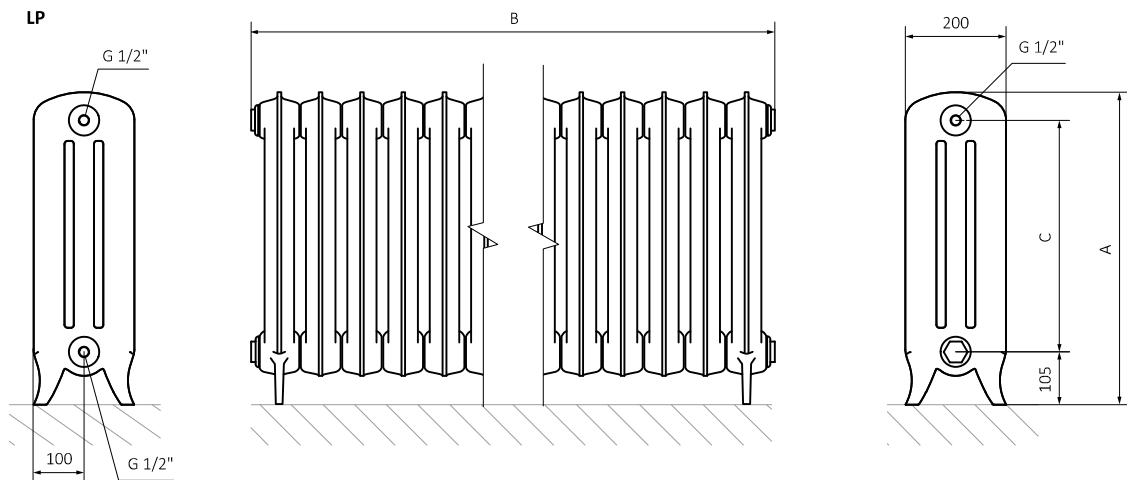
A \updownarrow [mm]	B \leftrightarrow [mm]	C [mm]	75/65/20°C [W]	55/45/20°C [W]	D [mm]	D1 [mm]	D2 [mm]	 [dm ²]	 [kg]	Product code <small>(Configuration code p. 78/7)</small>
720	934	560	1518	797	—	—	—	31,90	130,54	WGP3F072093
720	1016	560	1656	870	—	—	—	34,80	142,58	WGP3F072101
720	1098	560	1794	942	—	—	—	37,70	153,32	WGP3F072109
720	1180	560	1932	1015	—	—	—	40,60	164,06	WGP3F072118
720	1262	560	2070	1087	—	—	—	43,50	177,40	WGP3F072126
720	1344	560	2208	1160	—	—	—	46,40	188,13	WGP3F072134
720	1426	560	2346	1232	—	—	—	49,30	201,47	WGP3F072142
920	80	760	176	92	—	—	—	3,80	16,18	WGP3F092008
920	278	760	528	277	—	—	—	11,40	49,06	WGP3F092027
920	360	760	704	369	—	—	—	15,20	64,64	WGP3F092036
920	442	760	880	462	—	—	—	19,00	80,22	WGP3F092044
920	524	760	1056	554	—	—	—	22,80	95,80	WGP3F092052
920	606	760	1232	647	—	—	—	26,60	111,38	WGP3F092060
920	688	760	1408	739	—	—	—	30,40	126,96	WGP3F092068
920	770	760	1584	831	—	—	—	34,20	142,54	WGP3F092077
920	852	760	1760	924	—	—	—	38,00	158,12	WGP3F092085
920	934	760	1936	1016	—	—	—	41,80	173,70	WGP3F092093
920	1016	760	2112	1108	—	—	—	45,60	189,28	WGP3F092101
920	1098	760	2288	1201	—	—	—	49,40	205,65	WGP3F092109
920	1180	760	2464	1293	—	—	—	53,20	222,03	WGP3F092118
920	1262	760	2640	1385	—	—	—	57,00	236,81	WGP3F092126
920	1344	760	2816	1478	—	—	—	60,80	253,19	WGP3F092134
920	1426	760	2992	1570	—	—	—	64,60	267,97	WGP3F092142

Radiators made up of 13 sections and more are delivered in two or more batteries.

Wall mounted



Free standing



A – Height B – Width C – Distance between pipe centres D – Horizontal distance between mounting bracket centres

Plain Towel Rail s. 38

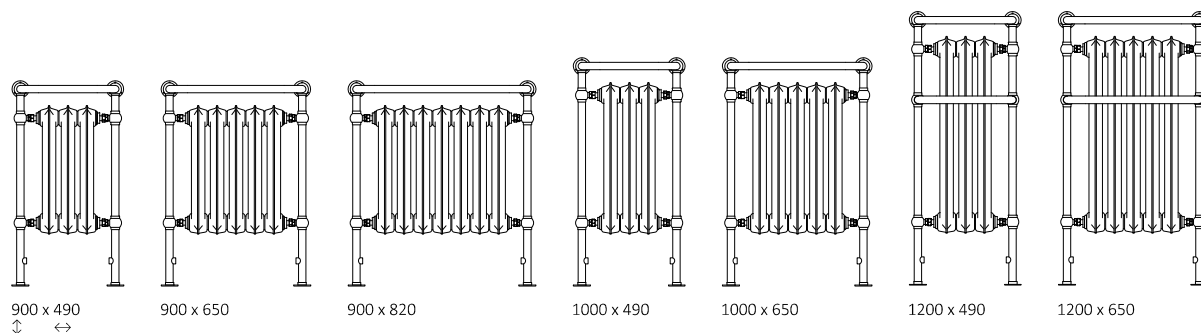


design: *Terma*

Standard connections:





Available sizes:



Specifications:

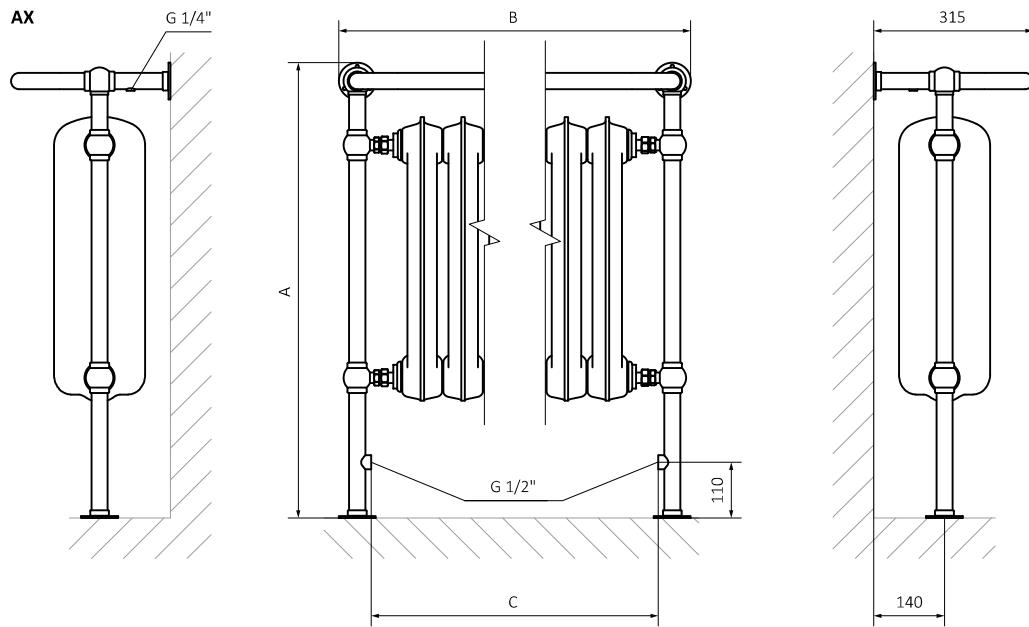
Working pressure: 1000 kPa Maximum operating temperature: 95°C

A ↓ [mm]	B ↔ [mm]	C [mm]	75/65/20°C [W]	55/45/20°C [W]	 [dm³]	 [kg]	Product code <small>(Configuration code p. 787)</small>
900	490	366	357	190	9,62	37,00	WGNTRO90049
900	650	530	595	317	14,93	55,00	WGNTRO90065
900	820	694	834	445	20,24	73,00	WGNTRO90082
1000	490	366	416	221	11,06	40,00	WGNTR100049
1000	650	530	694	368	17,37	61,00	WGNTR100065
1200	490	366	619	324	15,02	50,00	WGNTR120049
1200	650	530	1031	539	23,60	73,00	WGNTR120065

We recommend: Angled manual valve set Minimalist for LP connection— see page 678



Pipe masking set – 160 mm – see page 681



A – Height B – Width C – Distance between pipe centres

Radiators

Technical Information